
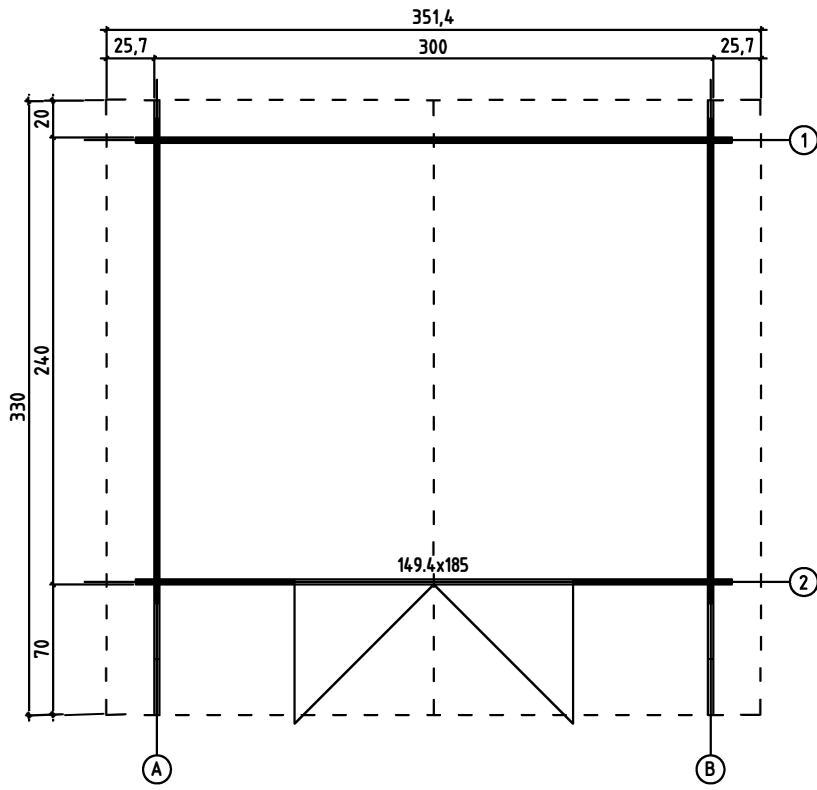


*Malcolm D*

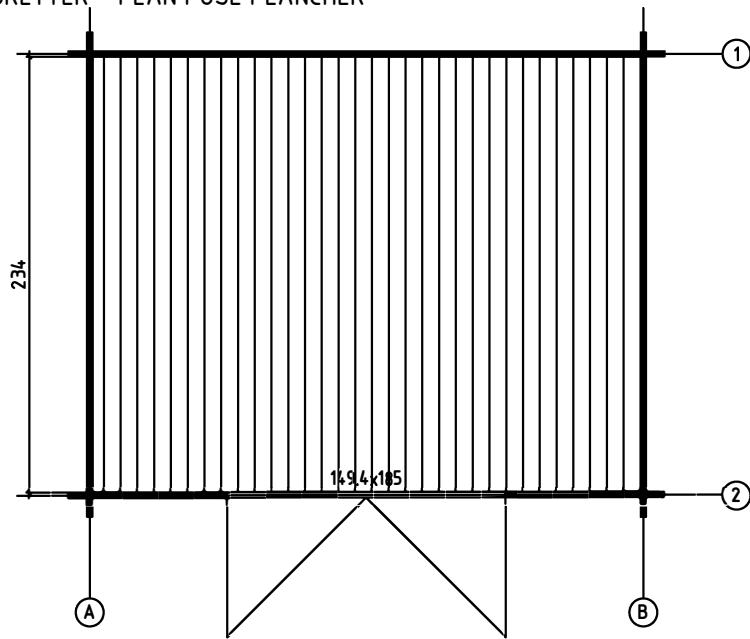
1/5



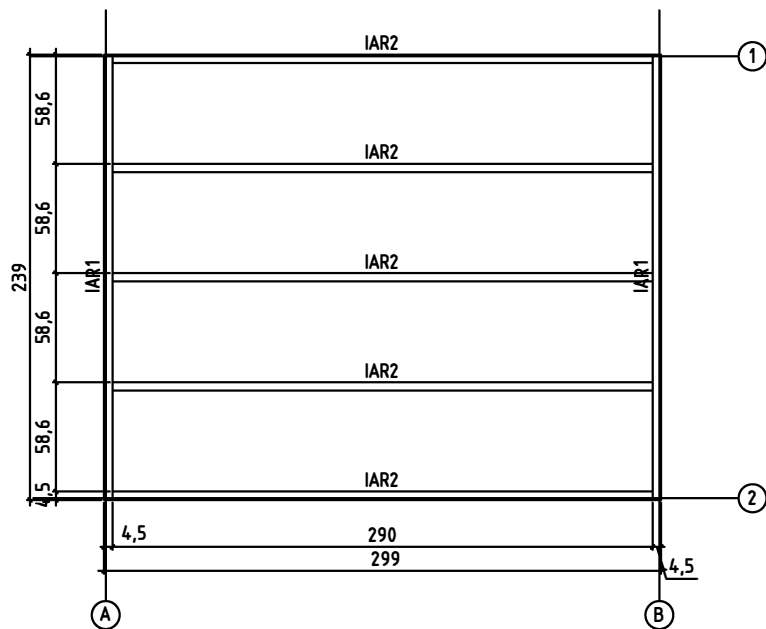
GROUNDPLAN - GRUNDPLAN - PLAN DE MASSE

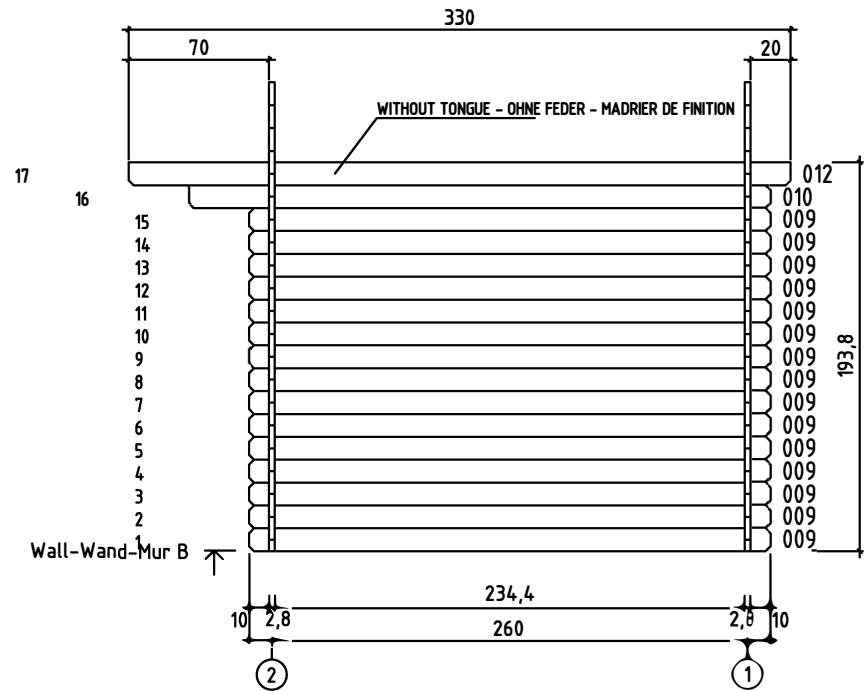
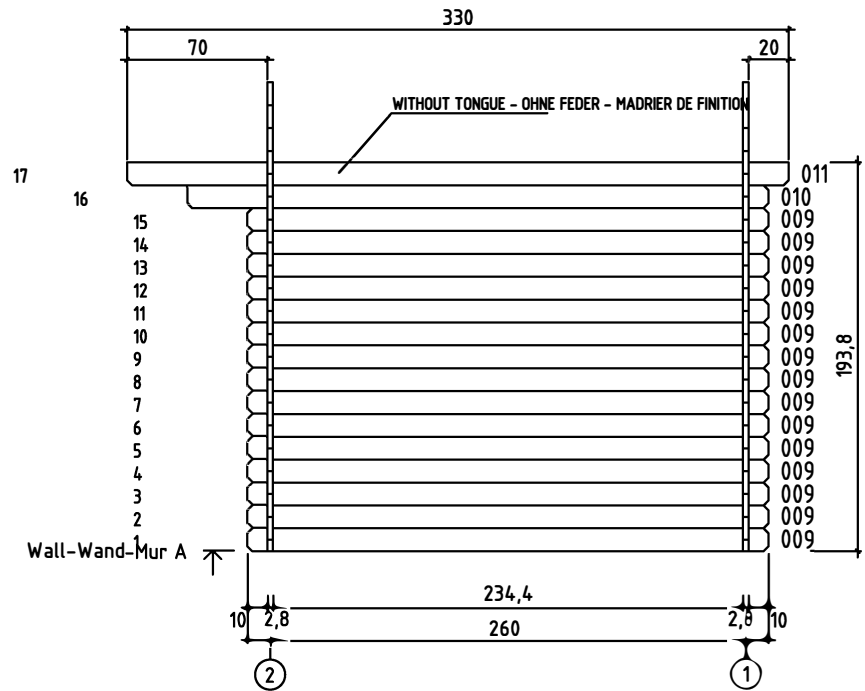
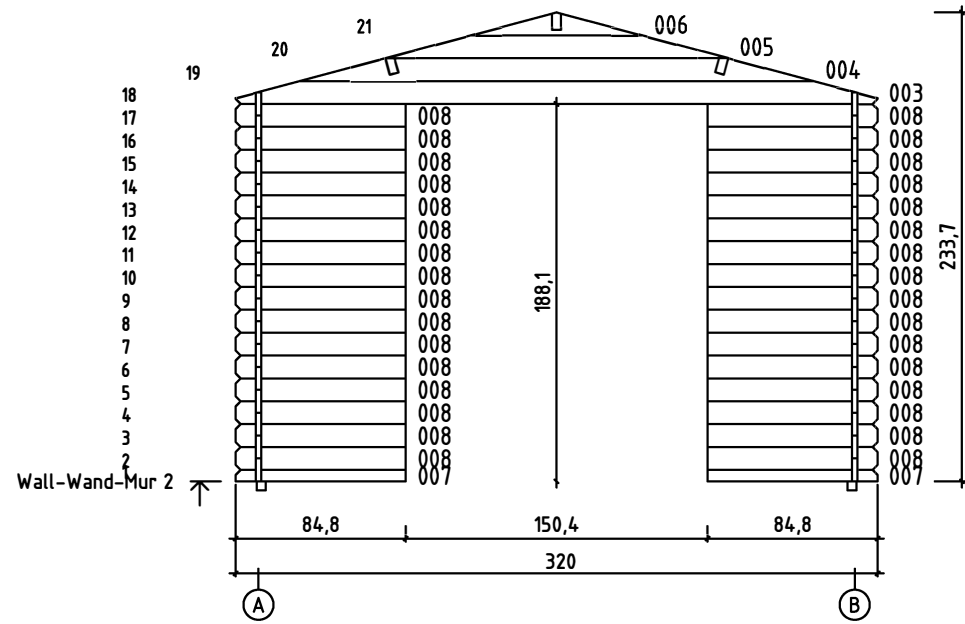
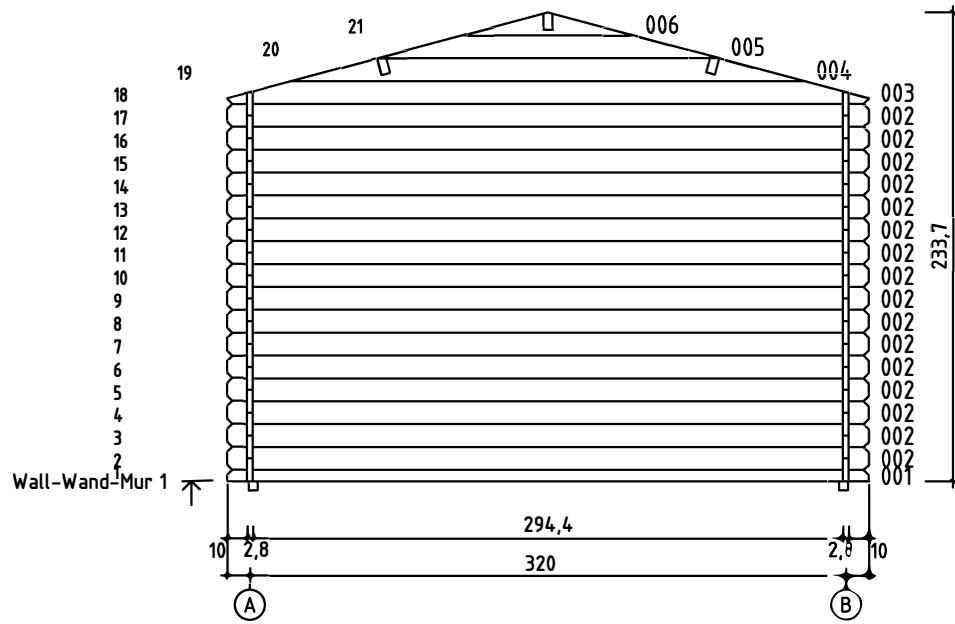


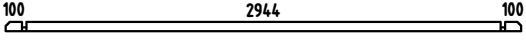
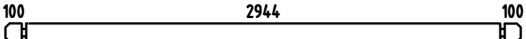
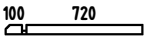
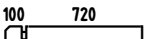
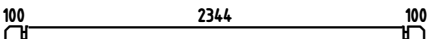
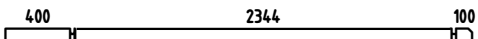


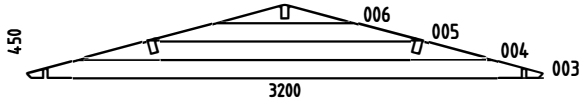















FLOOR BOARDS - FUSSBODENBRETTER - PLAN POSE PLANCHER













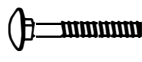







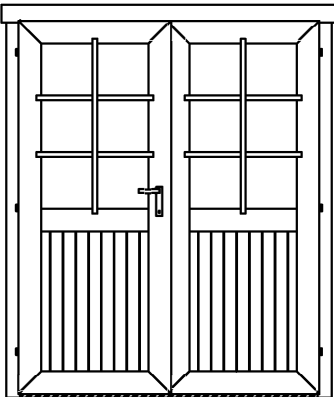


FOUNDATION - FUNDAMENT - FONDATION





Pos	02.11.2010	4/5	Q.	P (mm)	L (mm)
001			1	28x57	3200
002			16	28x114	3200
007			2	28x57	848
008			32	28x114	848
009			30	28x114	2600
010			2	28x114	2900
011			1	28x120	3300
012			1	28x120	3300
W1-1 W2-1			1 1		
IAR2	FOUNDATION - FUNDAMENT - FONDATION 		5	45x45	2900
IAR1	FOUNDATION - FUNDAMENT - FONDATION 		2	45x45	2390
PR11	ROOF BEAM - DACHBALKEN - PANNE DE TOIT 		1	44x120	3300
PR21	ROOF BEAM - DACHBALKEN - PANNE DE TOIT 		2	44x120	3300
	FLOOR BOARDS - FUSSBODENBRETTER - LAME DE PLANCHER		33	90x18	2340
	ROOF BOARDS - DACHBRETTER - VOLIGES		74	90x18	1800
	FLOOR FILLET-FUSSBODENLEISTE - CORNIERE DE FINITION DU PLANCHER			18x18	10.56
	ROOFING FELT FILLET - DACHPAPPENLEISTE - BAGUETTE DE FIXATION DU FEUTRE BITUMEUX		4	18x58	1850
	EAVES BOARD - TRAUFBRETT - BANDEAU DE TOIT		2	18x90	3300
	ROOF EDGE REINFORCEMENT - DACHRANDVERSTÄRKUNG - CORNIERE DE RENFORT DE BORD DE TOIT		2	28x34	3300
	STORM PROTECTION - STURMLEISTE LATTE ANTI-TEMPETE		4	22x45	1900
	GABLE MOULDING - GIEBELLEISTE PLANCHE DE RIVE		4	18x120	1850
	SCREW FOR GABLE SEGMENT - SCHRAUBEN FÜR DECKBLATT - VIS POUR FIXATION LOSANGE DE FINITION		4	3.5x35	
	SCREW FOR GABLE MOULDING - SCHRAUBEN FÜR GIEBELLEISTE - VIS DE FIXATION POUR PLANCHE DE RIVE		24	3.5x50	
	SCREW FOR DOOR FILLET - SCHRAUBE ZUR BEFESTIGUNG TÜRLEISTE - VIS D'ASSEMBLAGE DU CADRE DE PORTE		5	3x30	

Pos	02.11.2010	5/5	Q.	P (mm)	L (mm)
	SCREW FOR EAVES BOARDS - SCHRAUBEN FÜR TRAUFBRETT - VIS DE FIXATION POUR BANDEAU DE TOIT		16	4x40	
	SCREW FOR ROOF EDGE REINFORCEMENT - SCHRAUBEN FÜR DACHRANDVERSTÄRKUNG - VIS POUR RENFORT DE BORD DE TOIT		16	4x40	
	SCREW FOR ROOF BEAMS - SCHRAUBEN FÜR DACHBALKEN - VIS POUR PANNE DE TOIT		10	5x120	
	SCREW FOR 1. WALL BEAM - SCHRAUBE FÜR 1. BOHLENREIHE - VIS DE FIXATION DES FONDATIONS		6	5x90	
	SCREW FOR FUNDAMENT - SCHRAUBEN ZUR BEFESTIGUNG FUNDAMENT - VIS POUR FONDATION		10	5x90	
	SCREW FOR DOOR JAMB - SCHRAUBE FÜR TÜRRAHMEN - VIS DE FIXATION POUR MONTANT DE PORTE		4	5x90	
	ZN NAIL FOR FLOOR FILLET - ZN NÄGEL FÜR FUSSBODENLEISTE - POINTE POUR CORNIERE DE FINITION DU PLANCHER		21	1.4x40	
	HAMMER BLOCK - SCHLAGHOLZ - CALLE DE FRAPPE		1		
	SCREW FOR DOORSTEP - SCHRAUBEN FÜR TÜRSWELLE - VIS DE FIXATION DU SEUIL DE PORTE		3	4.5x65	
	ZN NAIL FOR ROOFING FELT FILLET - ZN NÄGEL FÜR DACHPAPPENLEISTE - POINTE POUR BAGUETTE FIXATION FEUTRE BITUMEUX		20	2x40	
	GABLE SEGMENT-DECKBLATT - LOSANGE DE FINITION		2		
	NUT FOR STORM PROTECTION - SCHRAUBENMUTTER FÜR STURMLEISTE - ÉCROU POUR LAME ANTI-TEMPETE		8		
	BOLT FOR STORM PROTECTION - BOLZEN FÜR STURMLEISTE - VIS POUR LAME ANTI-TEMPETE		8		
	WASHER FOR STORM PROTECTION - DICHTSCHEIBE FÜR STURMLEISTE - RONDELLE POUR LAME ANTI-TEMPETE		8		
	ZN NAIL FOR ROOF - ZN NÄGEL FÜR DACHBRETT - POINTE POUR TOIT		236	2x50	
	ZN NAIL FOR FLOOR - ZN NÄGEL FÜR FUSSBODENBRETT - CLOUS POUR PLANCHER		170	2x50	
	SET OF DOOR LOCK COVERS - SCHLOSSBLENDEN - SET DE GARNITURES DE SERRURE DE PORTE		1		
	MALE BOLT HINGE FOR DOOR - TÜRRIEGEL - PARTIE MALE DE CHARNIERE DE PORTE		6		
	DOOR HANDLE FITTINGS-TÜRGRIF - SET DE GARNITURES DE SERRURE DE PORTE		1		
	CYLINDER LOCK - ZYLINDERSCHLOSS - CYLINDRE DE SERRURE		1		
	DOOR-TÜR-PORTE 1494x1850		TUK.2.056.SVV.MMc	1	