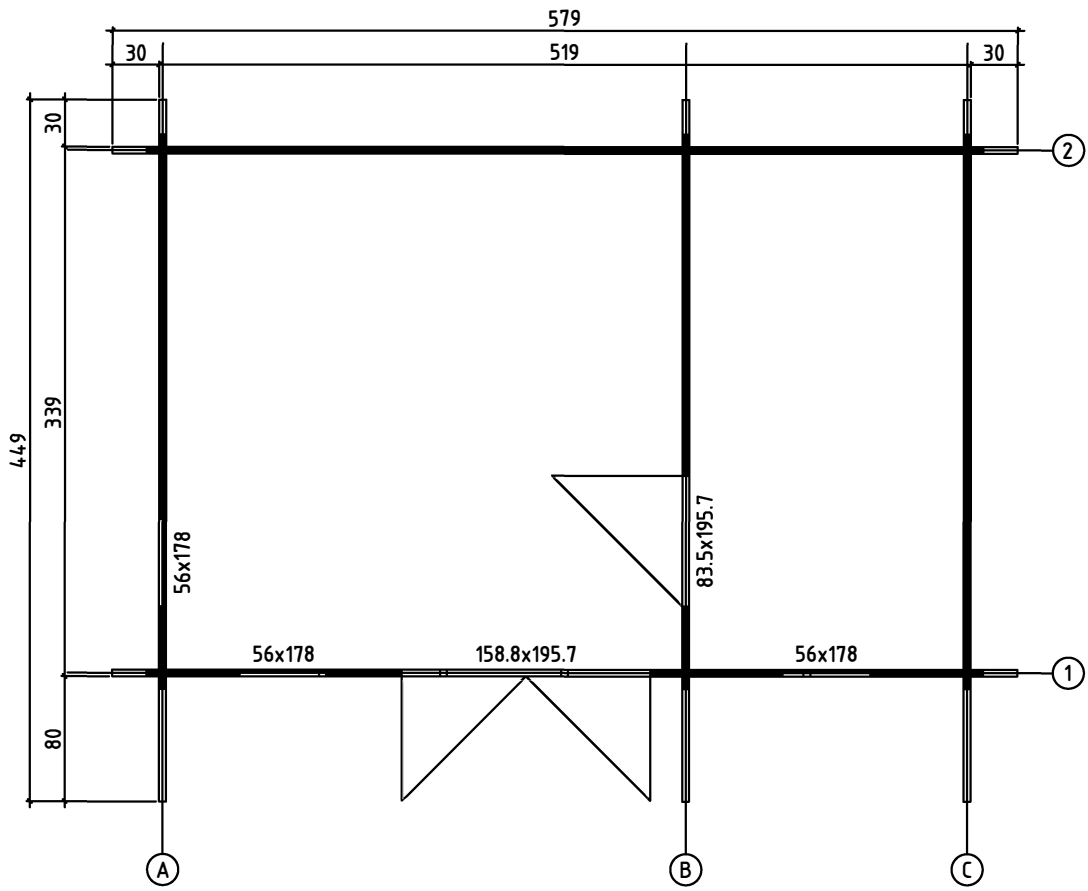


Kjell A
1/9

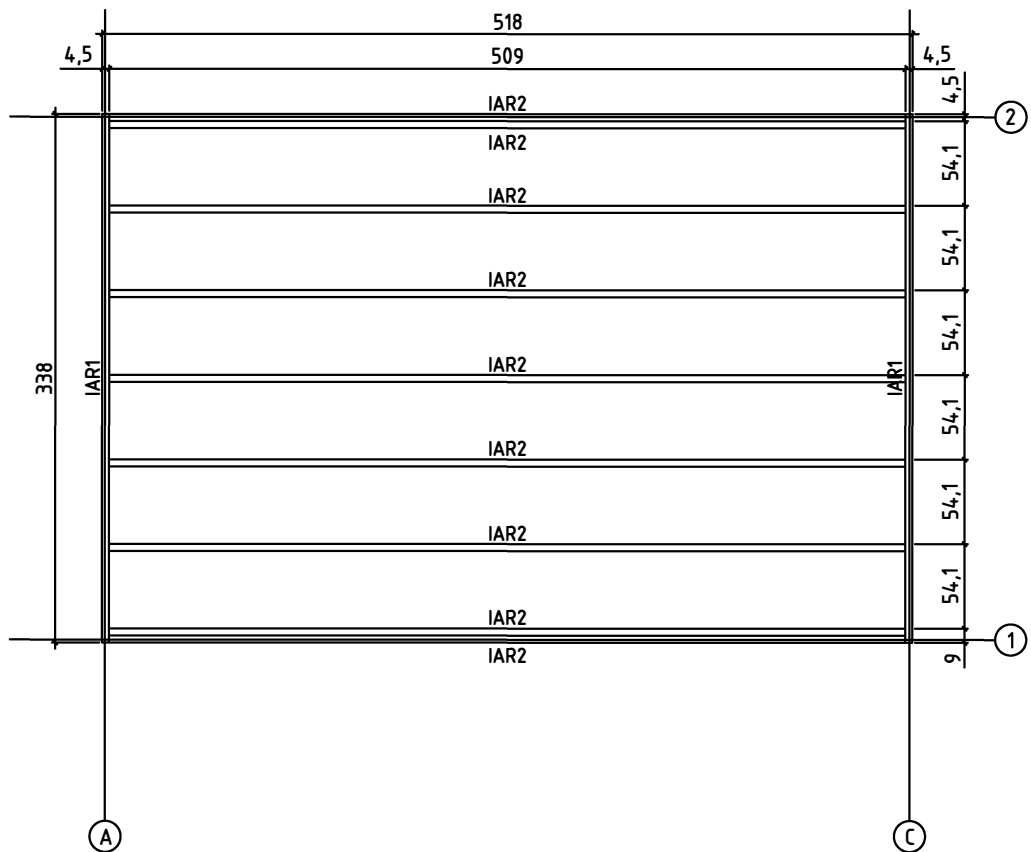


12.05.2016

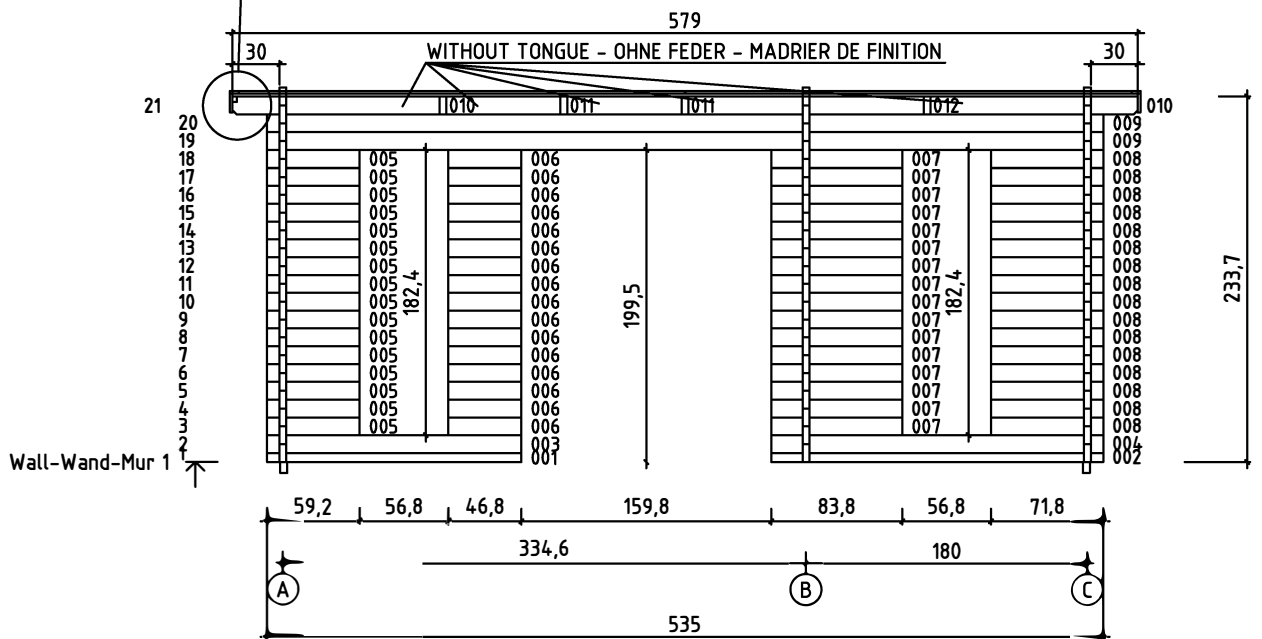
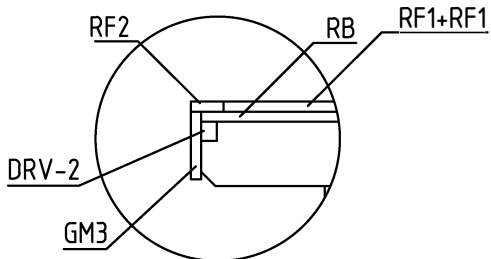
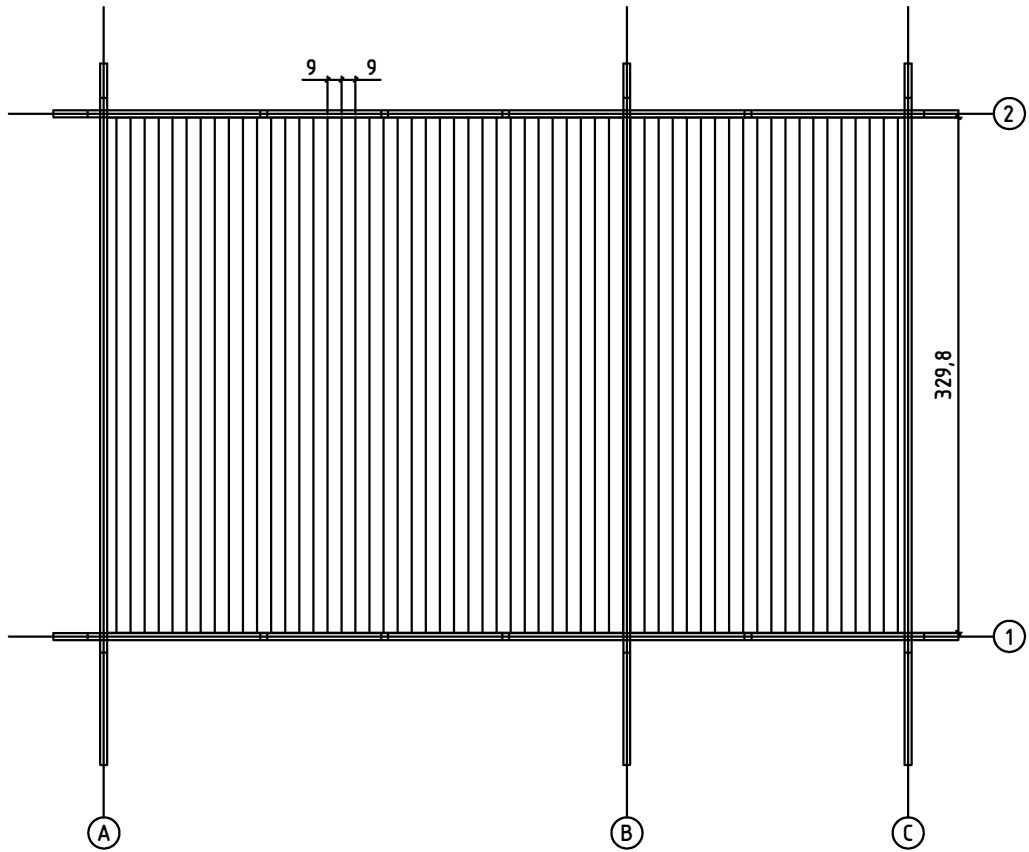
GROUNDPLAN - GRUNDPLAN - PLAN DE MASSE

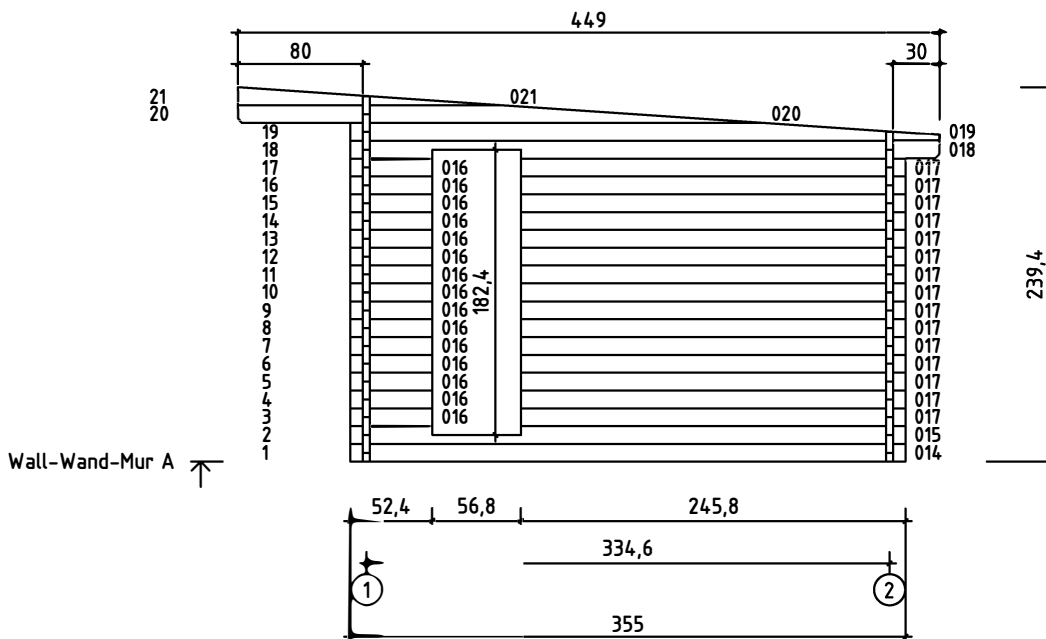
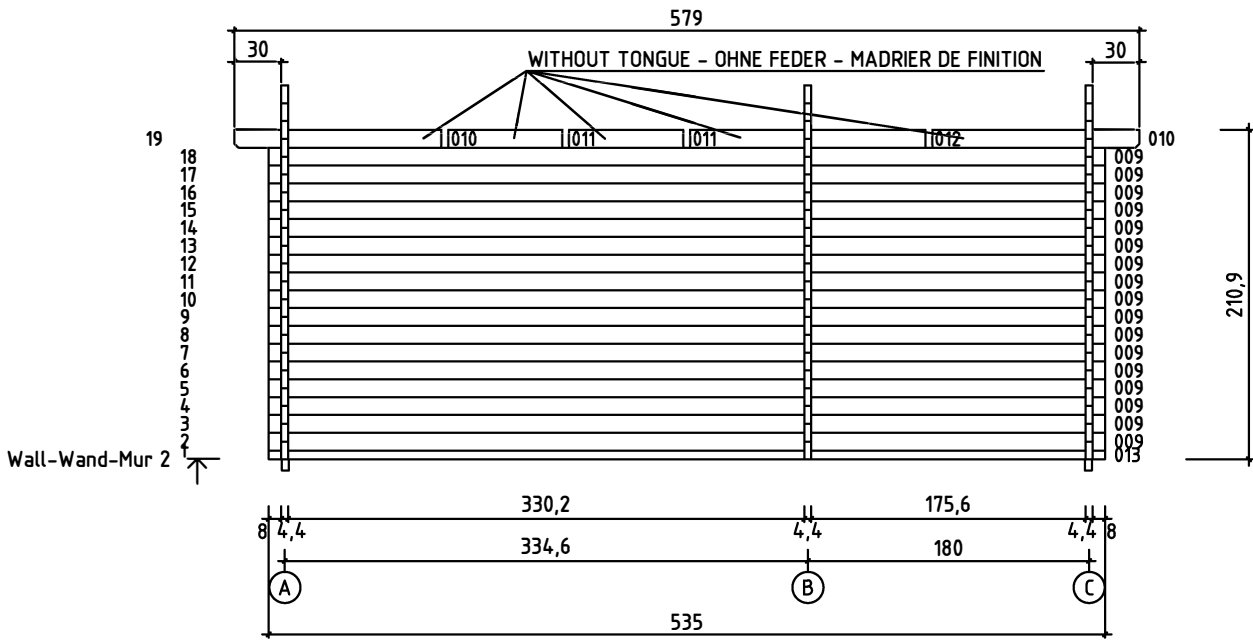


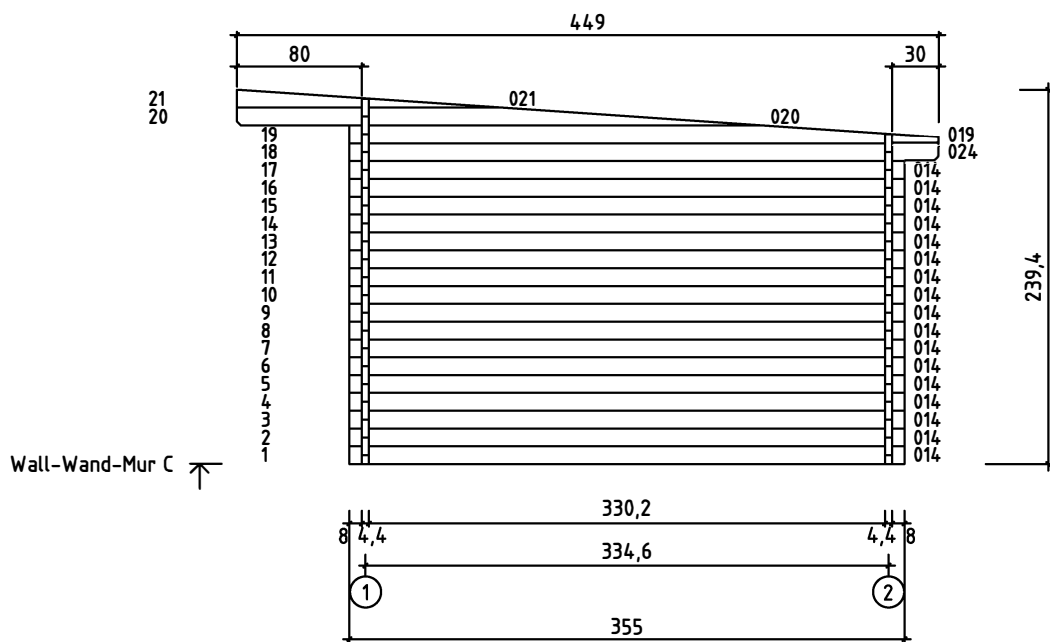
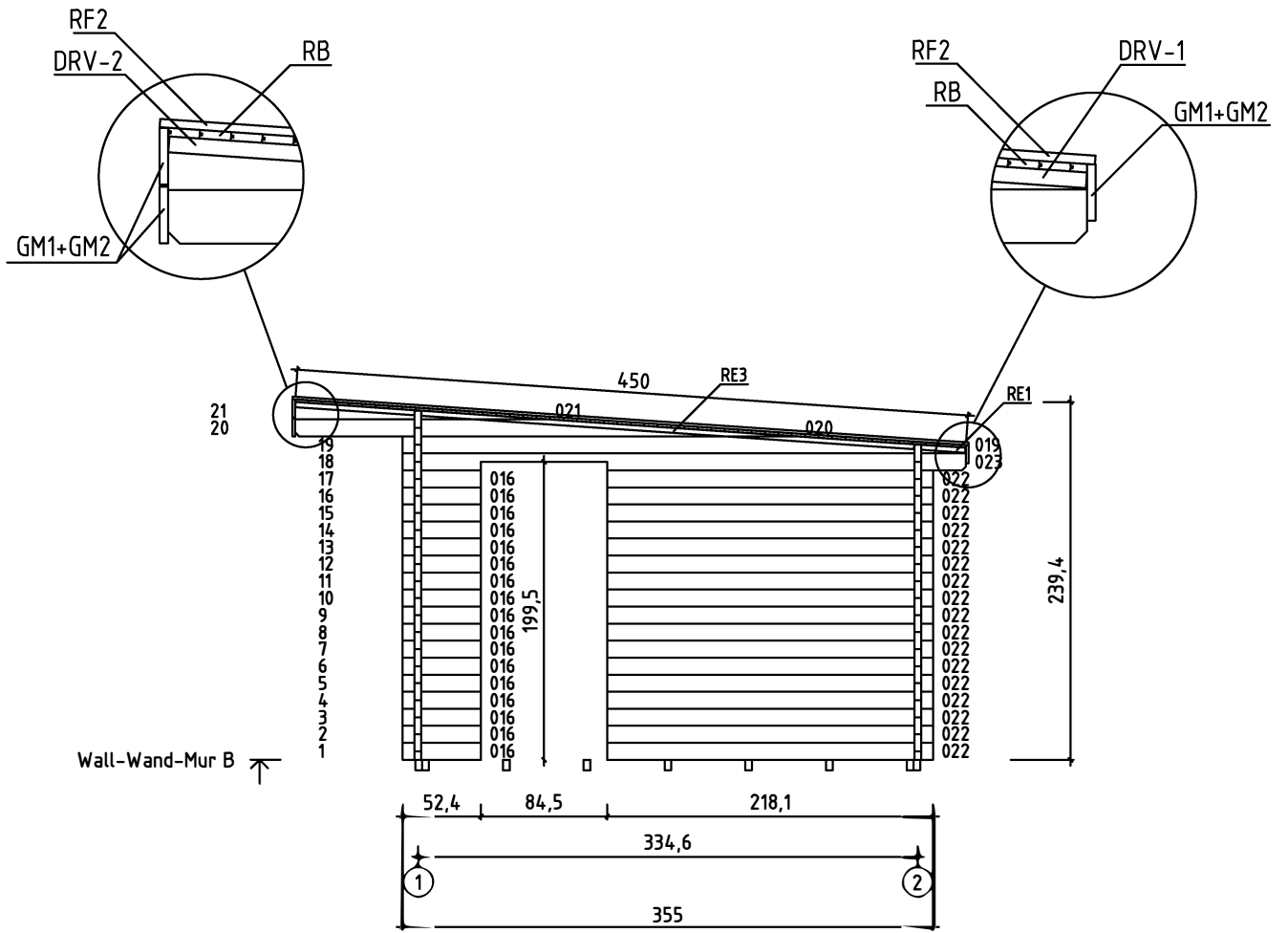
FOUNDATION - FUNDAMENT - FONDATION

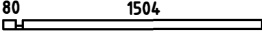

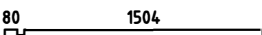



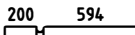
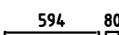





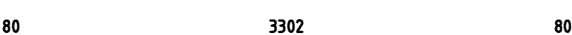
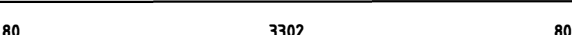




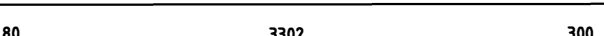
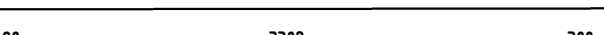
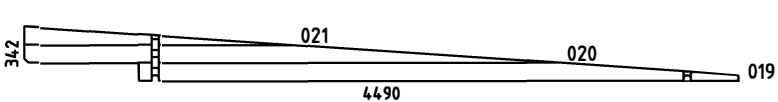




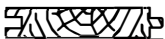











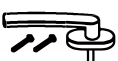








FLOOR BOARDS - FUSSBODENBRETTER - PLAN POSE PLANCHER








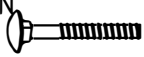





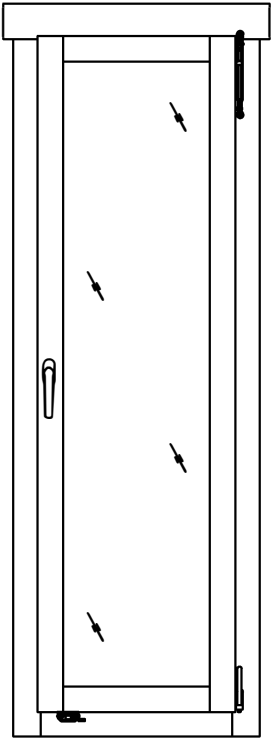


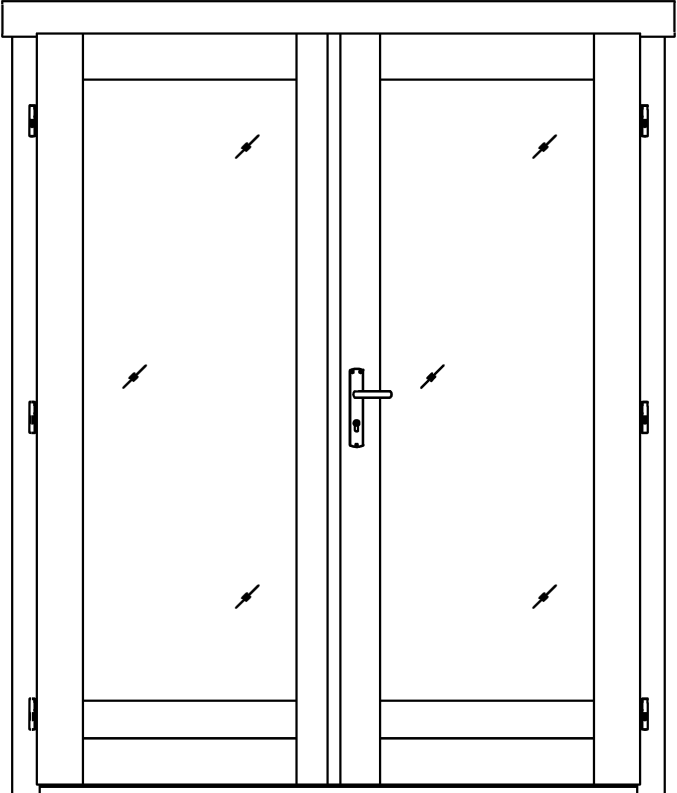




Pos	12.05.2016	Piecelist - Stücklist - Liste des composants	6/9	Q.	P. (mm)	L. (mm)
001				1	44x57	1628
002				1	44x57	2124
003				1	44x114	1628
004				1	44x114	2124
005				16	44x114	592
006				16	44x114	468
007				16	44x114	838
008				16	44x114	718
009				19	44x114	5350
010				4	44x114	1325
011				4	44x114	729
012				2	44x114	1506
013				1	44x57	5350
014				18	44x114	3550
015				1	44x114	3550
016				32	44x114	524
017				15	44x114	2458
018				1	44x114	3770
022				17	44x114	2181
023				1	44x114	3770
024				1	44x114	3770
WA-1 WB-1 WC-1				1 1 1		
IAR2	FOUNDATION - FUNDAMENT - FONDATION					
IAR1	FOUNDATION - FUNDAMENT - FONDATION					

Pos	12.05.2016	Piecelist - Stücklist - Liste des composants	7/9	Q.	P. (mm)	L. (mm)
SR1		RAFTER - DACHSPARREN - CHEVRON 		4	44x140	4510
		FLOOR BOARDS - FUSSBODENBRETTER - LAME DE PLANCHER 		57	90x18	3298
RB		ROOF BOARDS - DACHBRETTER - VOLIGES 		51	90x18	3668
RB		ROOF BOARDS - DACHBRETTER - VOLIGES 		51	90x18	2122
		FLOOR FILLET - FUSSBODENLEISTE - CORNIERE DE FINITION DU PLANCHER 			18x18	23.29
RF1		ROOFING FELT FILLET - DACHPAPPENLEISTE - BAGUETTE DE FIXATION DU FEUTRE BITUMEUX 		2	18x58	2853
RF2		ROOFING FELT FILLET - DACHPAPPENLEISTE - BAGUETTE DE FIXATION DU FEUTRE BITUMEUX 		2	18x58	4536
DRV-1		ROOF EDGE REINFORCEMENT - DACHRANDVERSTÄRKUNG - CORNIERE DE RENFORT DE BORD DE TOIT 		2	28x34	297
DRV-2		ROOF EDGE REINFORCEMENT - DACHRANDVERSTÄRKUNG - CORNIERE DE RENFORT DE BORD DE TOIT 		2	28x34	800
DRV-3		ROOF EDGE REINFORCEMENT - DACHRANDVERSTÄRKUNG - CORNIERE DE RENFORT DE BORD DE TOIT 		2	28x34	3306
KFS-1		STORM PROTECTION - STURMLEISTE - - LATTE ANTI-TEMPETE 		2	22x45	2050
KFS-2		STORM PROTECTION - STURMLEISTE - - LATTE ANTI-TEMPETE 		2	22x45	2500
GM1		GABLE MOULDING - GIEBELLEISTE - PLANCHE DE RIVE 		3	18x120	2145
GM2		GABLE MOULDING - GIEBELLEISTE - PLANCHE DE RIVE 		3	18x120	3691
GM3		GABLE MOULDING - - GIEBELLEISTE - - PLANCHE DE RIVE 		2	18x120	4510
FS2		WINDOW HANDLE FITTINGS - FENSTERGRIFF - POIGNEE DE FENETRE 		3	FG10.AL	
HS9		SCREW FOR GABLE MOULDING - SCHRAUBEN FÜR GIEBELLEISTE - VIS POUR FIXATION PLANCHE DE RIVE 		72	3.5x50	
HS4		SCREW FOR DOOR FILLET - SCHRAUBE ZUR BEFESTIGUNG TÜRLEISTE - VIS POUR FIXATION BAGUETTE D'ARRET DE PORTE 		5	3x30	
HS12		SCREW FOR ROOF EDGE REINFORCEMENT - SCHRAUBEN FÜR DACHRANDVERSTÄRKUNG - VIS POUR FIXATION CORNIERE RENFORT DE BORD DE TOIT 		24	4x40	
HS18		SCREW FOR ROOF BEAMS - SCHRAUBEN FÜR DACHBALKEN - VIS POUR FIXATION PANNES DE TOIT 		14	5x120	
HS18		SCREW FOR GABLE - SCHRAUBEN FÜR GIEBEL - VIS POUR FIXATION DES PIGNONS 		12	5x120	
HS16		SCREW FOR 1. WALL BEAM - SCHRAUBE FÜR 1. BOHLENREIHE - VIS DE FIXATIONS 1ÈRE RANGÉE DE MADRIERS AVEC POUTRELLES DE FONDATIONS 		8	5x90	
HS16		SCREW FOR FOUNDATION - SCHRAUBEN ZUR BEFESTIGUNG FUNDAMENT - VIS DE FIXATIONS DES POUTRELLES DE FONDATIONS 		24	5x90	
HS16		SCREW FOR DOOR JAMB - SCHRAUBE FÜR TÜRRAHMEN - VIS DE FIXATION PARTIE HAUTE AVEC MONTANTS DU CADRE DE PORTE 		4	5x90	
HS23		SCREW FOR POS. 010, 011 AND 012 - SCHRAUBEN FÜR POS 010, 011 UND 012 - VIS DE FIXATION POUR MONTANT DES POS 010, 011, 012 		12	6x180	

Pos	12.05.2016	Piecelist - Stücklist - Liste des composants	8/9	Q.	P. (mm)	L. (mm)
HS25	SCREW FOR DOORSTEP - SCHRAUBEN FÜR SWELLE - VIS POUR FIXATION BARRE DE SEUIL		5	4.5x65		
NF2	ZN NAIL FOR FLOOR FILLET - ZN NÄGEL FÜR FUSSBODENLEISTE - POINTE POUR CORNIERE DE FINITION DU PLANCHER		48	1.4x40		
SH44	HAMMER BLOCK - SCHLAGHOLZ - CALLE DE FRAPPE		1			
SFS	NUT FOR STORM PROTECTION - SCHRAUBENMUTTER FÜR STURMLEISTE - ECROU POUR LATTE ANTI-TEMPETE		8	D8		
NF4	ZN NAIL FOR ROOF - ZN NÄGEL FÜR DACHBRETTER - POINTE POUR FIXATION VOLIGES DE TOIT		430	2x50		
NF4	ZN NAIL FOR FLOOR - ZN NÄGEL FÜR FUSSBODENBRETTER - CLOUS POUR PLANCHER		400	2x50		
NF5	ZN NAIL FOR ROOFING FELT FILLET - ZN NÄGEL FÜR DACHPAPPENLEISTE - POINTE POUR BAGUETTE DE FIXATION FEUTRE BITUMEUX		34	2x40		
BFS	BOLT FOR STORM PROTECTION - BOLZEN FÜR STURMLEISTE - BOULON POUR LATTE ANTI-TEMPETE		8	8x80		
DFS	WASHER FOR STORM PROTECTION - DICHTSCHEIBE FÜR STURMLEISTE - RONDELLE POUR LATTE ANTI-TEMPETE		8	D8		
TL4	DOOR HANDLE FITTINGS - TÜRGRIFF - POIGNEE DE PORTE		2			
TL5	SET OF DOOR LOCK COVERS - SCHLOSSBLENDEN - SET DE GARNITURES DE PORTE		2			
	CYLINDER LOCK - ZYLINDERSCHLOSS - BARILLET DE PORTE		2	30/35		
	MALE BOLT HINGE FOR DOOR - TÜRRIEGEL - PARTIE MALE DE PAUMELLE DE PORTE		6	14/80		
	WINDOW - FENSTER - FENETRE 560x1780 DGP+	AK.1.100.PSP	3			
						

Pos	12.05.2016	Piecelist - Stücklist - Liste des composants	9/9	Q.	P. (mm)	L. (mm)
	DOOR - TÜR - PORTE 1588x1957 DGP+	TUK.1.100.PVP.MM	1			
	DOOR - TÜR - PORTE 835x1957 DGP+	UK.1.100.PVV.MM	1			