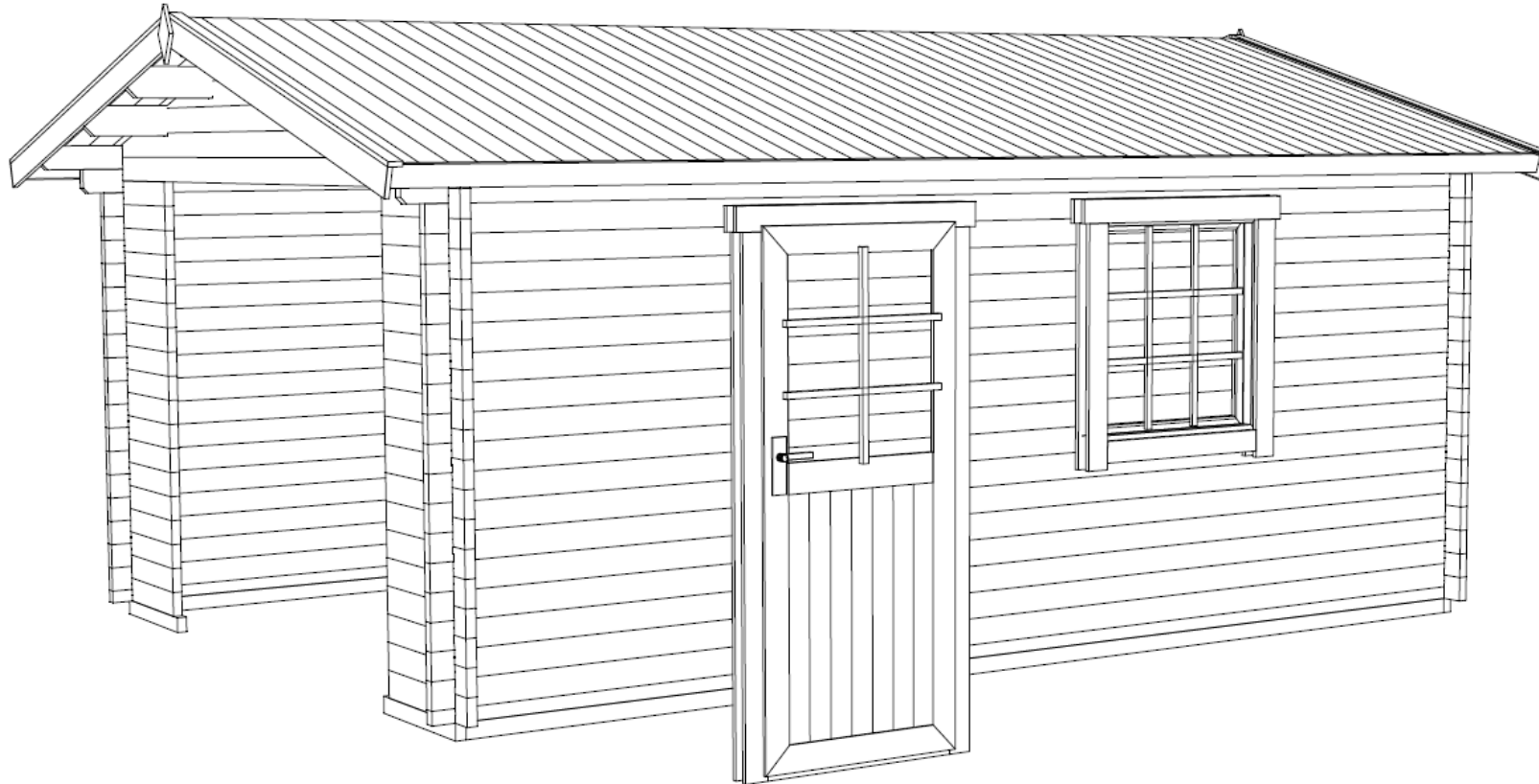
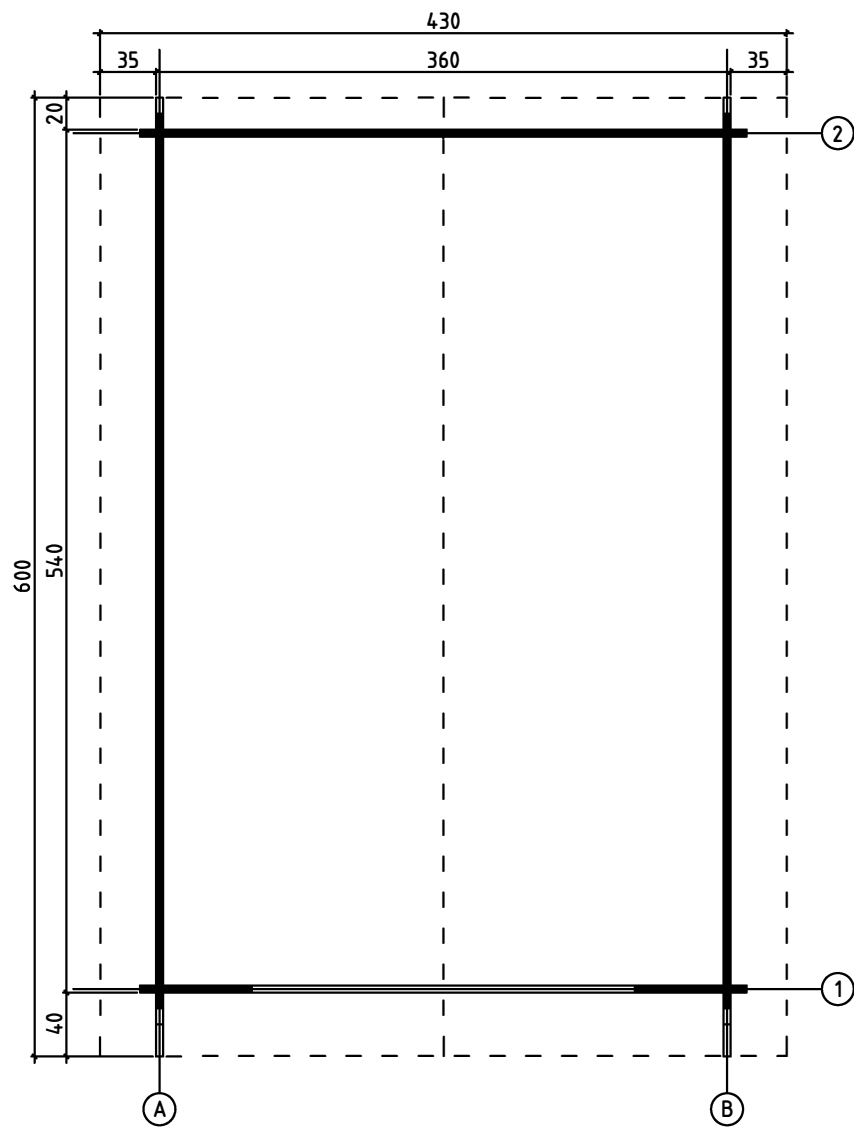


**Bengt**  
**1/6**

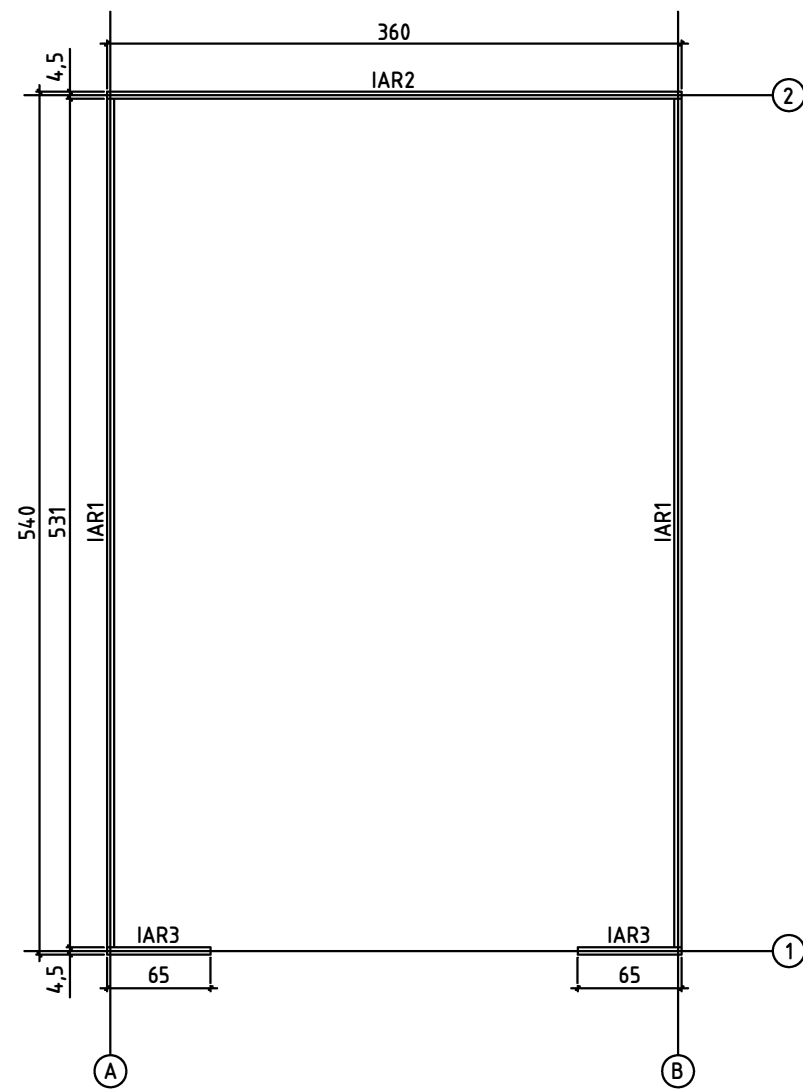


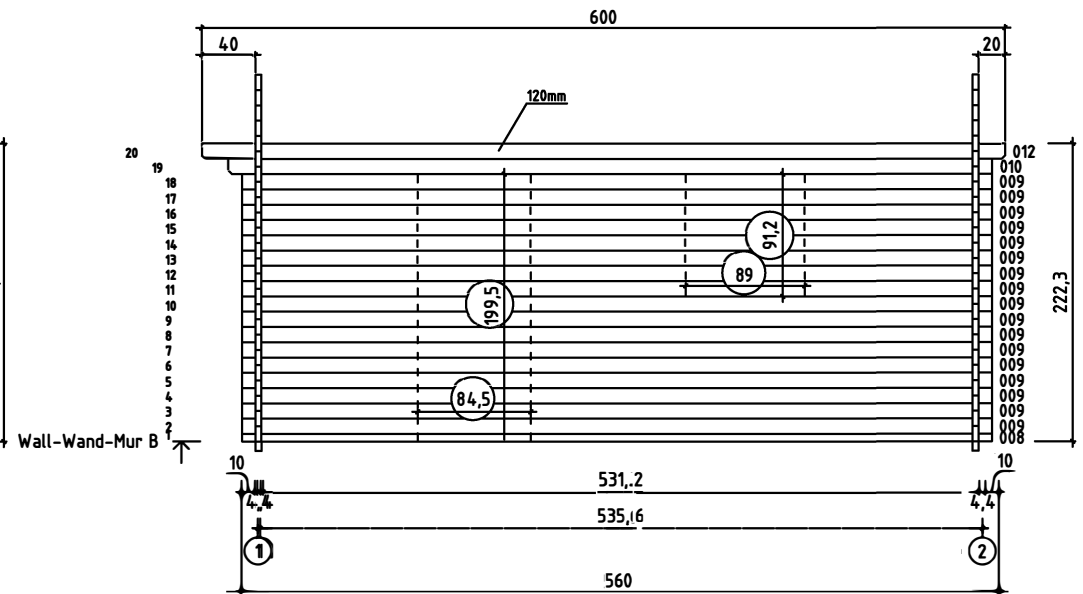
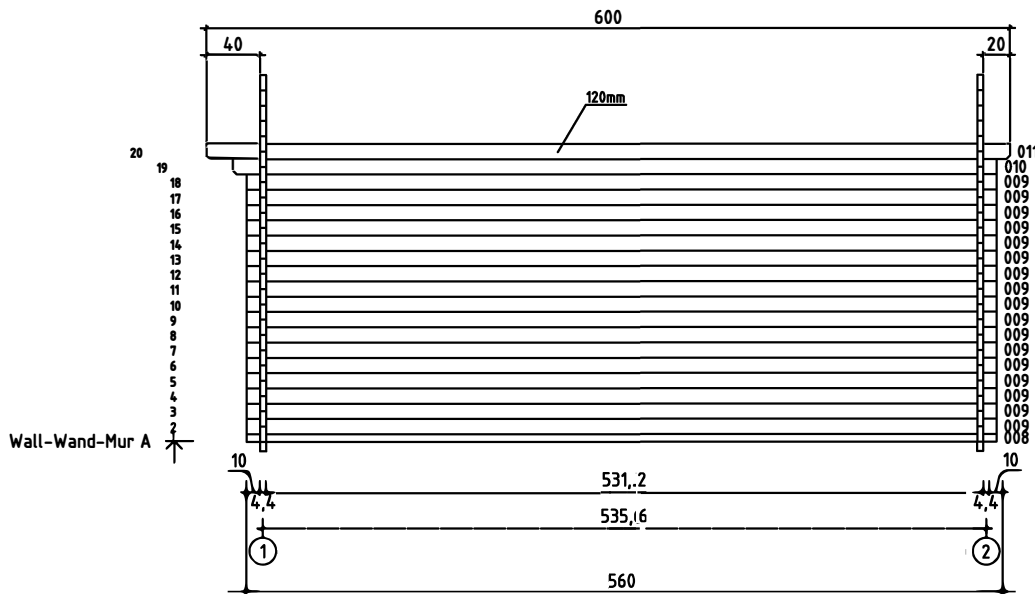
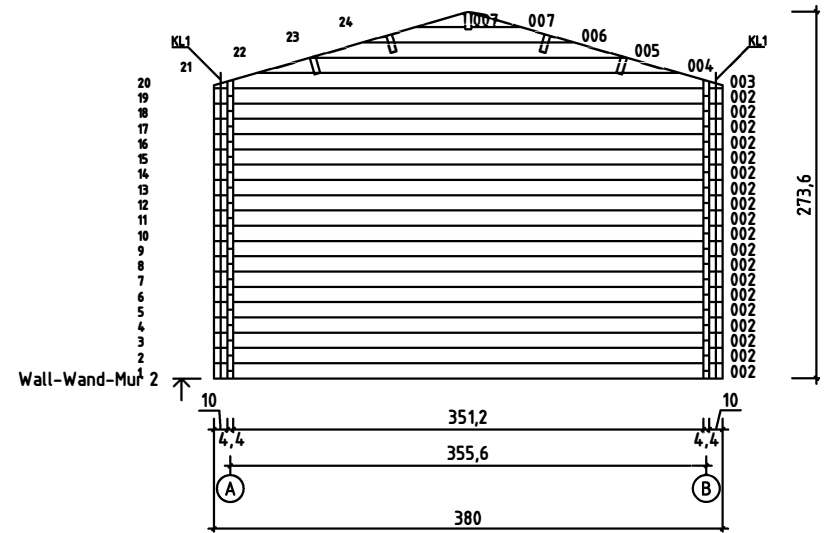
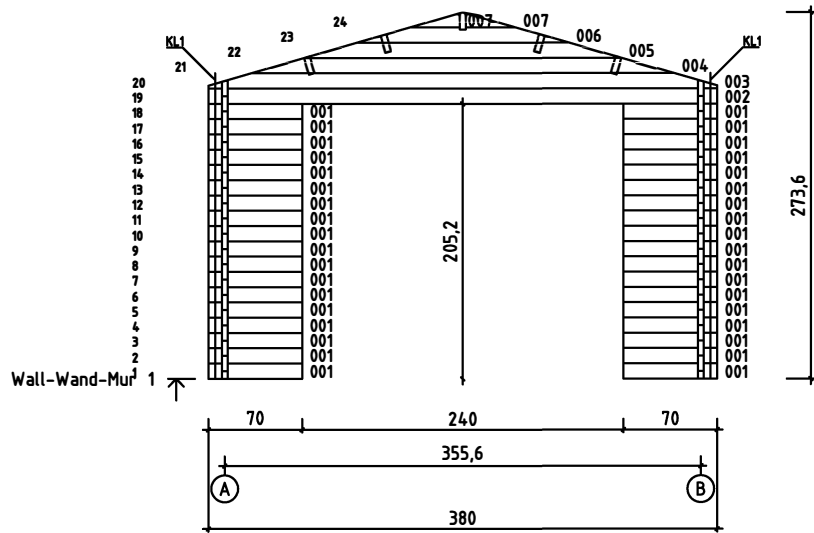
44x140  
2.04.2013

# GROUNDPLAN - GRUNDPLAN - PLAN DE MASSE



# FOUNDATION - FUNDAMENT - FONDATION


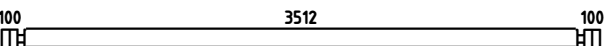
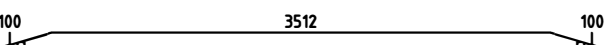

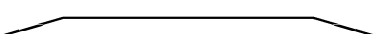


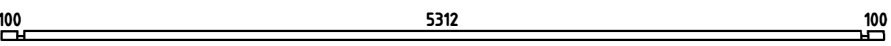
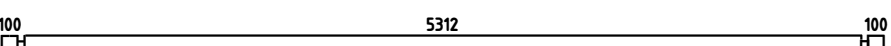
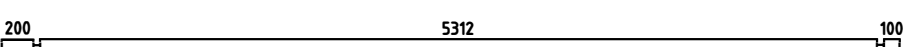
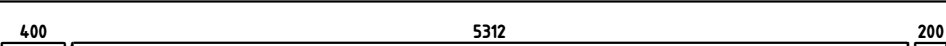
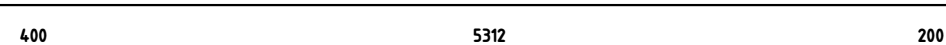




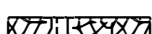















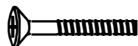






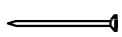

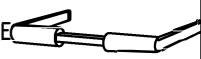
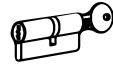




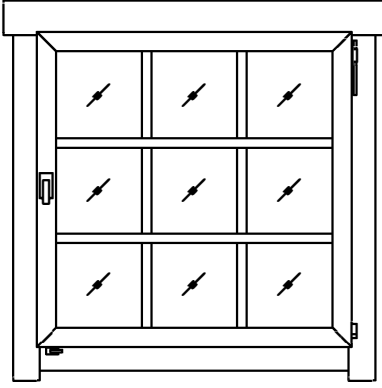
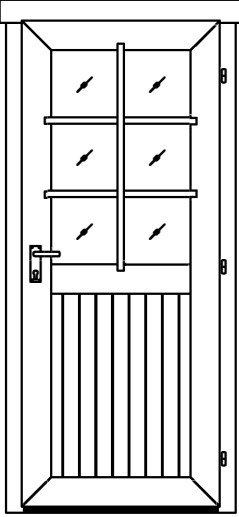
A SINGLE DOOR (83.5x195.7 CM) AND A SINGLE WINDOW (88.2x88.2 CM) HAD BEEN DELIVERED TOGETHER WITH THE BUILDING. YOU CAN CHOOSE THE LOCATION FOR THE DOOR/WINDOW BY YOURSELF BY CUTTING THE WALL LOGS AS SHOWN IN THE PICTURE (SEE THE DOTTED LINE)

IM LIEFERUMFANG IST EINE EINZELTÜR SOWIE EIN EINZELFENSTER ENTHALTEN. DAFÜR SIND ABER WERKSSEITIG KEINE AUSSPARUNGEN VORGESEHEN SO DASS SIE SOWOHL FENSTER ALS AUCH TÜR INDIVIDUELL VERBAUEN KÖNNEN. EINE ANLEITUNG HIERFÜR ENTNEHMEN SIE BITTE DER MONTAGEANLEITUNG (SIEHE BILD)

LE POSITIONNEMENT DE LA PORTE DE SERVICE ET DE LA FENÊTRE NÉCESSITE LA DÉCOUPE PRÉALABLE DES MADRIERS. VEILLEZ RESPECTER LES COTES DE DÉCOUPES DANS LES MADRIERS INDICUÉS SUR LE SCHÉMA. VOUS POUVEZ POSITIONNER, SELON VOTRE CONVENANCE, LES OUVERTURES DE CHAQUE CÔTÉ OU À L'ARRIÈRE DU GARAGE.

Pos	02.04.2013	Piecelist - Stücklist - Liste des composants	4/6	Q.	P (mm)	L (mm)
001				36	44x114	700
002				20	44x114	3800
003				2	44x114	3800
004				2	44x114	3159
005				2	44x114	2369
006				2	44x114	1579
007				4	44x108	373
008				2	44x57	5600
009				34	44x114	5600
010				2	44x114	5700
011				1	44x114	6000
012				1	44x114	6000
IAR1	FOUNDATION - FUNDAMENT - FONDATION			2	45x70	5310
IAR2	FOUNDATION - FUNDAMENT - FONDATION			1	45x70	3600
IAR3	FOUNDATION - FUNDAMENT - FONDATION			2	45x70	650
PR1	ROOF BEAM - DACHBALKEN - PANNE DE TOIT			1	44x140	6000
APR1	ROOF BEAM - DACHBALKEN - PANNE DE TOIT			4	44x140	6000
	ROOF BOARDS - DACHBRETTER - VOLIGES			134	90x18	2200
DPL	ROOFING FELT FILLET - DACHPAPPENLEISTE - BAGUETTE DE FIXATION DU FEUTRE BITUMEUX			4	18x58	2250
M10	TREADED ROD M10 - GEWINDESTANGE M10 - TIGE FILETÉE M10			4		230
M10	TREADED ROD M10 - GEWINDESTANGE M10 - TIGE FILETÉE M10			4		2000
TB	EAVES BOARD - TRAUFBRETT - BANDEAU DE TOIT			4	18x90	3000
DRV	ROOF EDGE REINFORCEMENT - DACHRANDVERSTÄRKUNG - CORNIERE DE RENFORT DE BORD DE TOIT			4	28x34	3000
TP	SUPPORT BEAM FOR GATE FRAME - STUTZBOHLE FÜR TORZARGE - MADRIER DE SUPPORT DU CADRE DE LA PORTE BASCULANTE			1	44x140	3510
GL	GABLE MOULDING - GIEBELLEISTE - PLANCHE DE RIVE			4	18x120	2250

Pos	02.04.2013	Piecelist - Stücklist - Liste des composants	5/6	Q.	P (mm)	L (mm)
FS		WINDOW HANDLE FITTINGS-FENSTERGRIFF - POIGNÉE D'OUVERTURE DE FENETRE		1		
		LENGTHENING BOLT TREADED ROD -VERLÄNGERUNGSMUTTERGEWINDESTANGE - MANCHON DE RACCORDEMENT DE TIGE FILETÉE		4		
		SCREW FOR GABLE SEGMENT - SCHRAUBEN FÜR DECKBLATT - VIS POUR FIXATION LOSANGE DE FINITION		4	3.5x35	
HS43		SCREW FOR ROOF BEAMS - SCHRAUBEN FÜR DACHBALKEN - VIS POUR PANNE DE TOIT		14	5x120	
HS40		SCREW FOR 1. WALL BEAM - SCHRAUBE FÜR 1. BOHLENREIHE - VIS DE FIXATION DES FONDATIONS		8	5x90	
		DOOR HANDLE FITTINGS-TÜRGRIFF - SET DE GARNITURES DE SERRURE DE PORTE		1		
		HAMMER BLOCK - SCHLAGHOLZ - CALLE DE FRAPPE 44mm		1		
		DRIVE NUT TREADED ROD - EINSHLAGMUTTERGEWINDESTANGE - ÉCROU A FRAPPER POUR TIGE FILITÉE		4		
		SCREW FOR DOORSTEP - SCHRAUBEN FÜR TÜRSWELLE - VIS DE FIXATION DU SEUIL DE PORTE		2	4.5x65	
		NUT FOR TREADED ROD - MUTTER MUTTER FÜR GEWINDESTANGE - ÉCROU POUR TIGE FILETÉE		4		
TS		BOLT FOR WINDOW HANDLE FITTINGS - BOLZEN FÜR FENSTERGRIFF BESCHLAG - BOULON POUR POIGNÉE D'OUVERTURE DE FENETRE		2		
		SCREW FOR GABLE MOULDING - SCHRAUBEN FÜR GIEBELLEISTE - VIS DE FIXATION POUR PLANCHE DE RIVE		32	3.5x50	
		SCREW FOR EAVES BOARDS - SCHRAUBEN FÜR TRAUFBRETTER - VIS DE FIXATION POUR BANDEAU DE TOIT		28	4x40	
		SCREW FOR ROOF EDGE REINFORCEMENT - SCHRAUBEN FÜR DACHRANDVERSTÄRKUNG - VIS POUR RENFORT DE BORD DE TOIT		28	4x40	
		SCREW FOR FUNDAMENT - SCHRAUBEN ZUR BEFESTIGUNG FUNDAMENT - VIS POUR FONDATION		4	5x90	
GS		GABLE SEGMENT-DECKBLATT - LOSANGE DE FINITION		2		
		PLAIN WASHER TREADED ROD - UNTERLEGSCHIEBEGWINDESTANGE - RONDELLE PLATE POUR TIGE FILETÉE		4		
		ZN NAIL FOR ROOFING FELT FILLET - ZN NÄGEL FÜR DACHPAPPEN- LEISTE - POINTE POUR BAGUETTE FIXATION FEUTRE BITUMEUX		20	2x40	
		ZN NAIL FOR ROOF - ZN NÄGEL FÜR DACHBRETTER - POINTE POUR TOIT		550	2x50	
		DOOR HANDLE FITTINGS-TÜRGRIFF - SET DE GARNITURES DE SERRURE DE PORTE		1		
TS6		CYLINDER LOCK -ZYLINDERSCHLOSS - CYLINDRE DE SERRURE		1		
		SCREW FOR GEORGIAN BARS - SCHRAUBE FÜR SPROSSEN - VIS DE BARRES GEORGIENNE		8	2X25	
		SCREW FOR GEORGIAN BARS - SCHRAUBE FÜR SPROSSEN - VIS DE BARRES GEORGIENNE		6	2X25	

Pos	02.04.2013 Piecelist - Stücklist - Liste des composants	6/6	Q.	P (mm)	L (mm)
	<p data-bbox="363 129 1040 161">WINDOW - FENSTER - FENETRE AK.1.109.SSP.b 882x882</p> 	1			
	<p data-bbox="402 631 1002 663">DOOR - TÜR - PORTE UK.2.056.SVP.MM 835x1957</p> 	1			