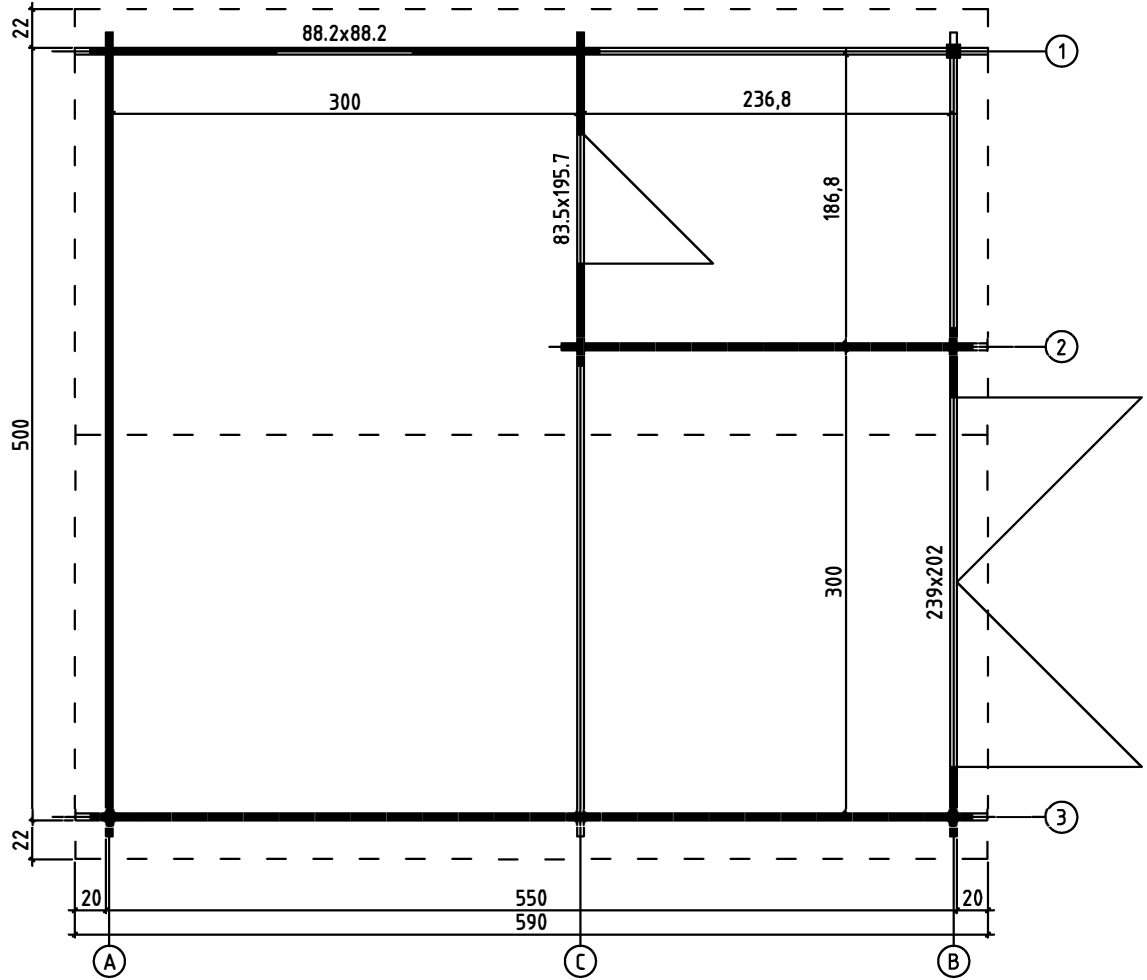


*Martha*  
1/9

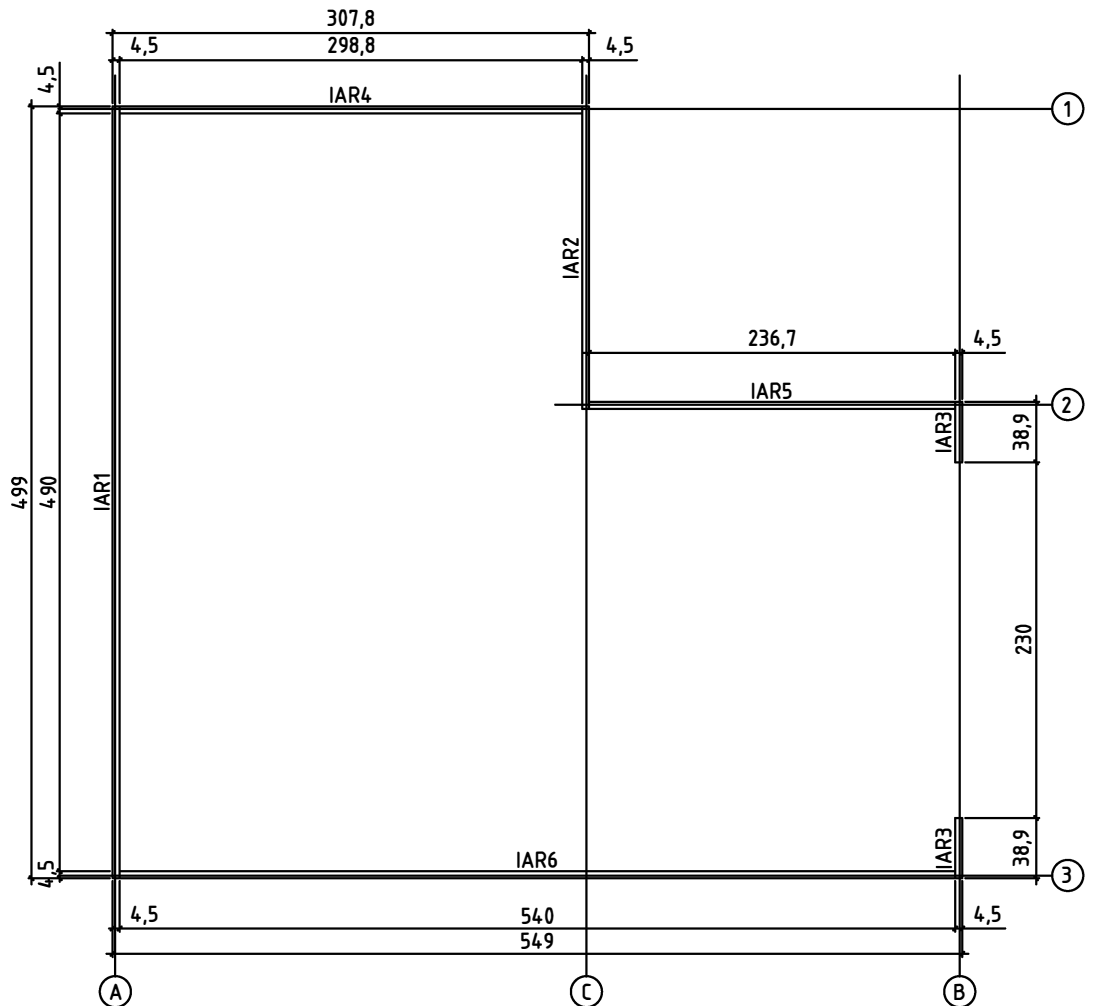



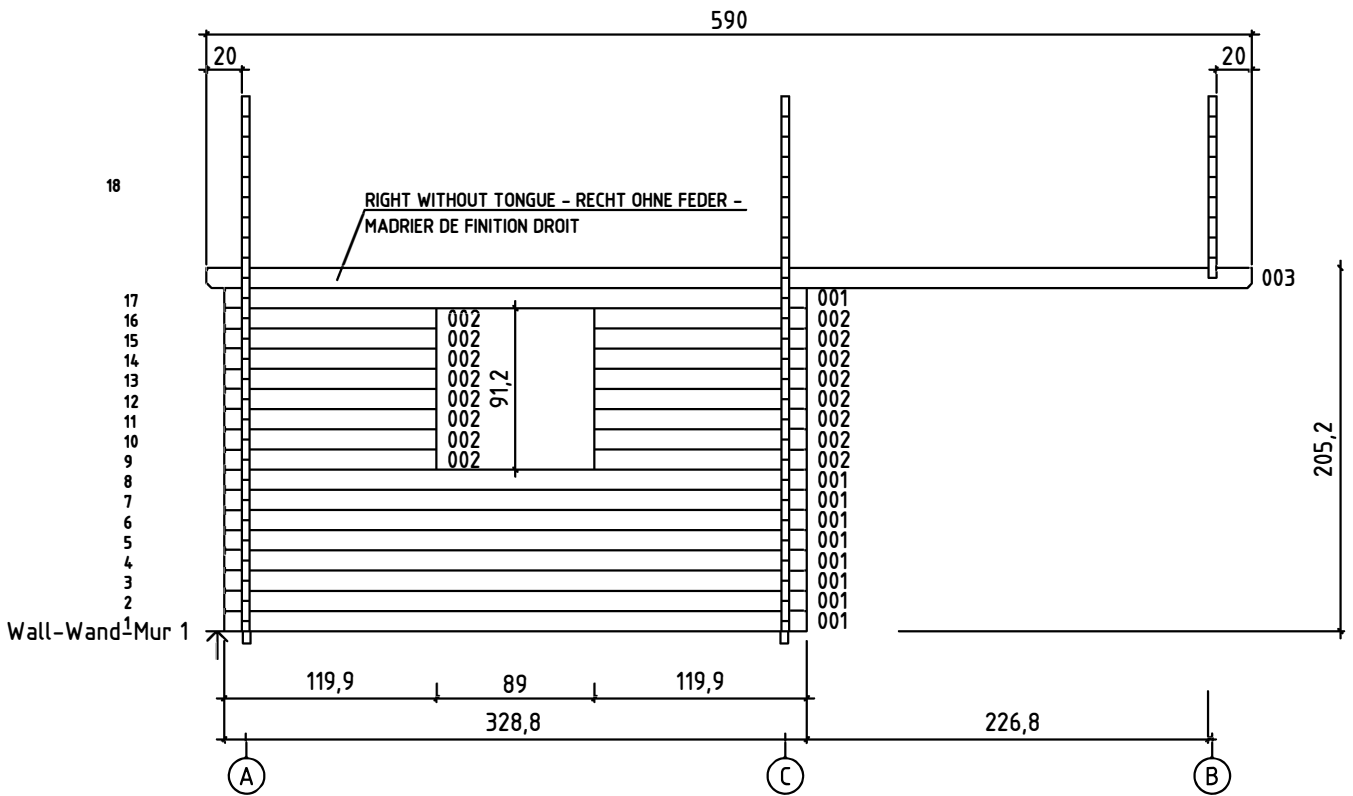
30.08.2016

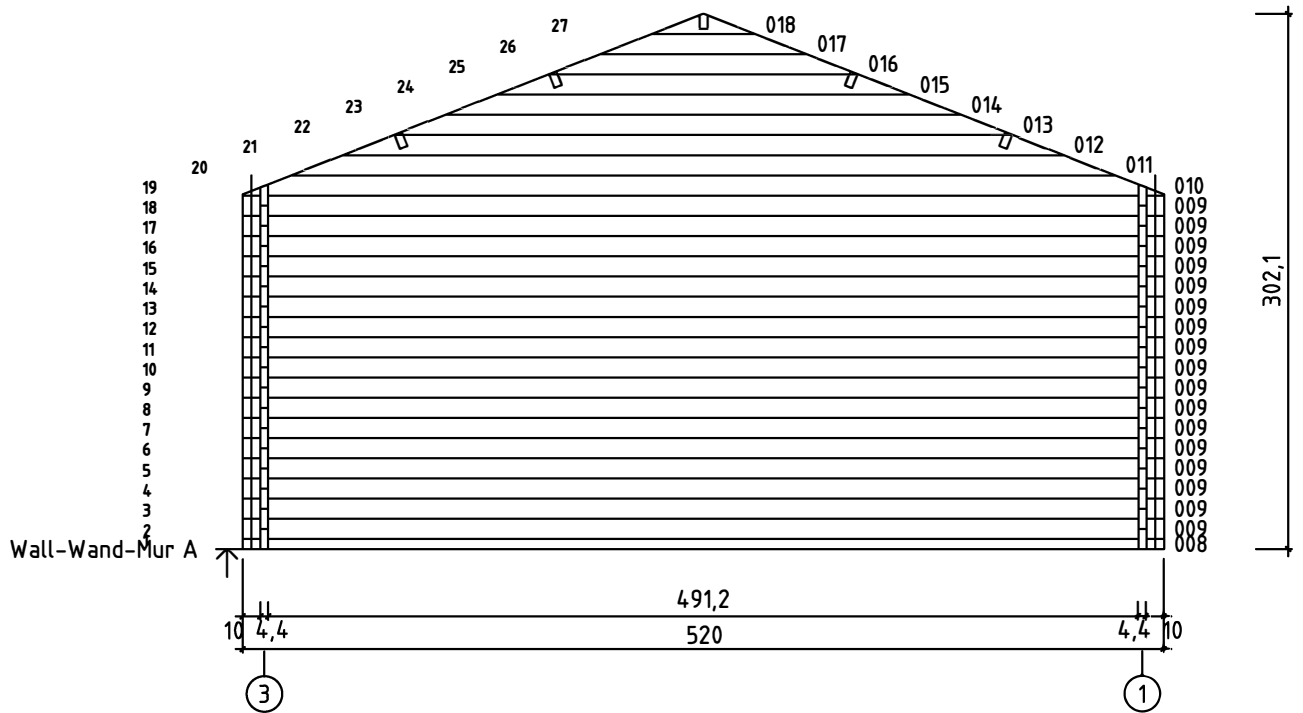
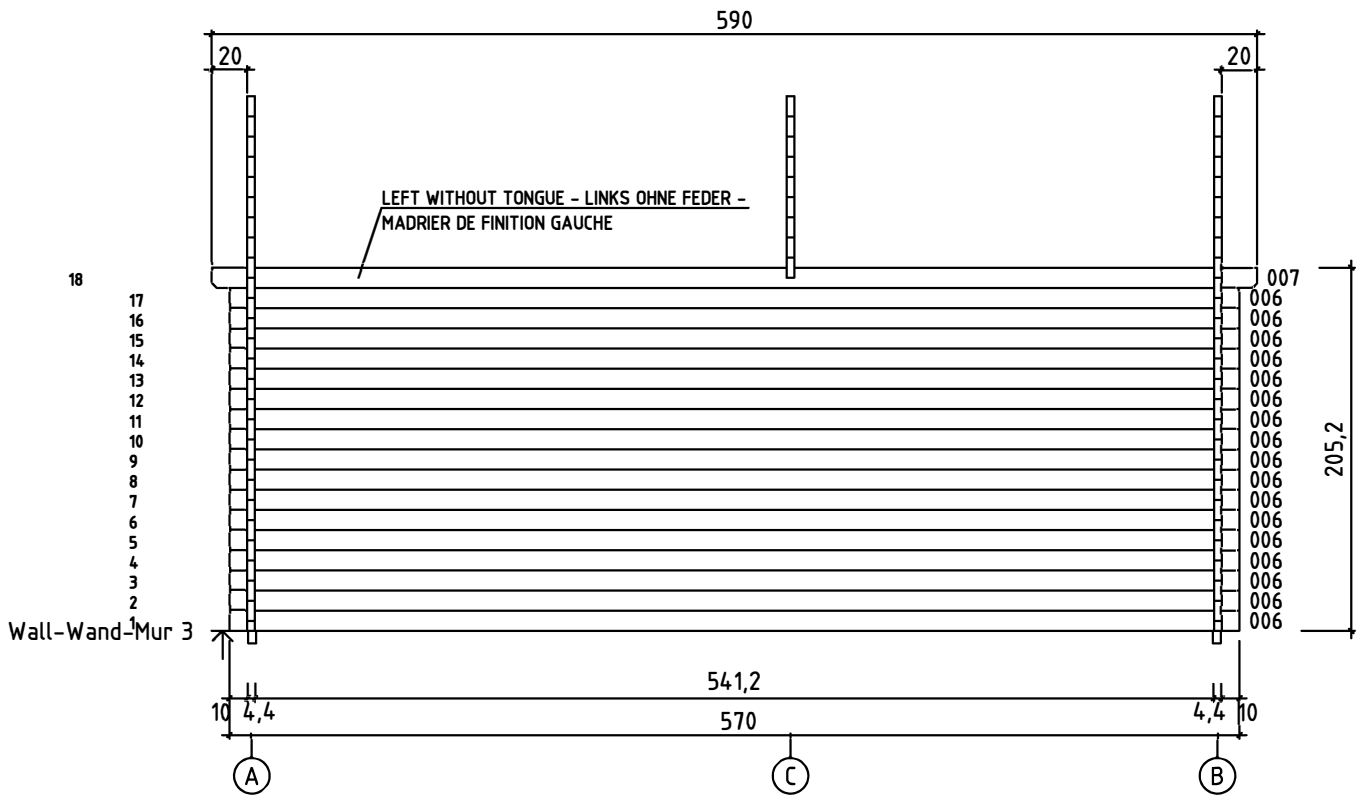
GROUNDPLAN - GRUNDPLAN - PLAN DE MASSE

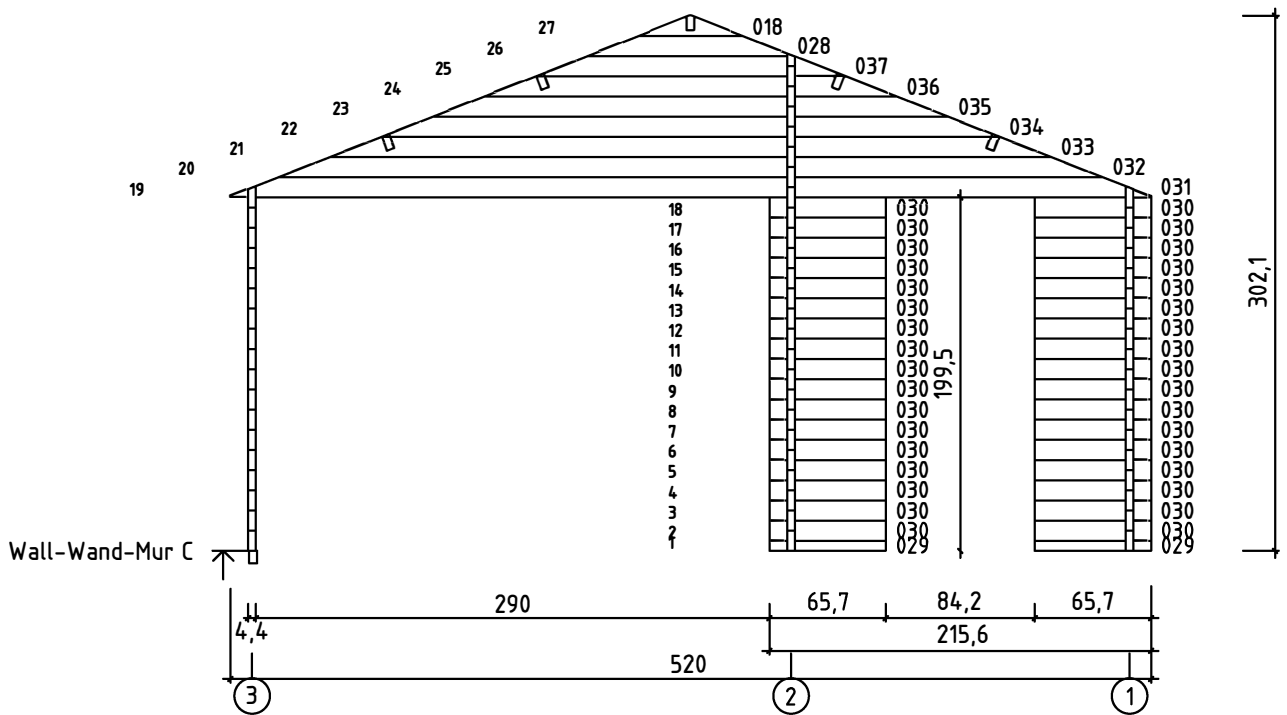
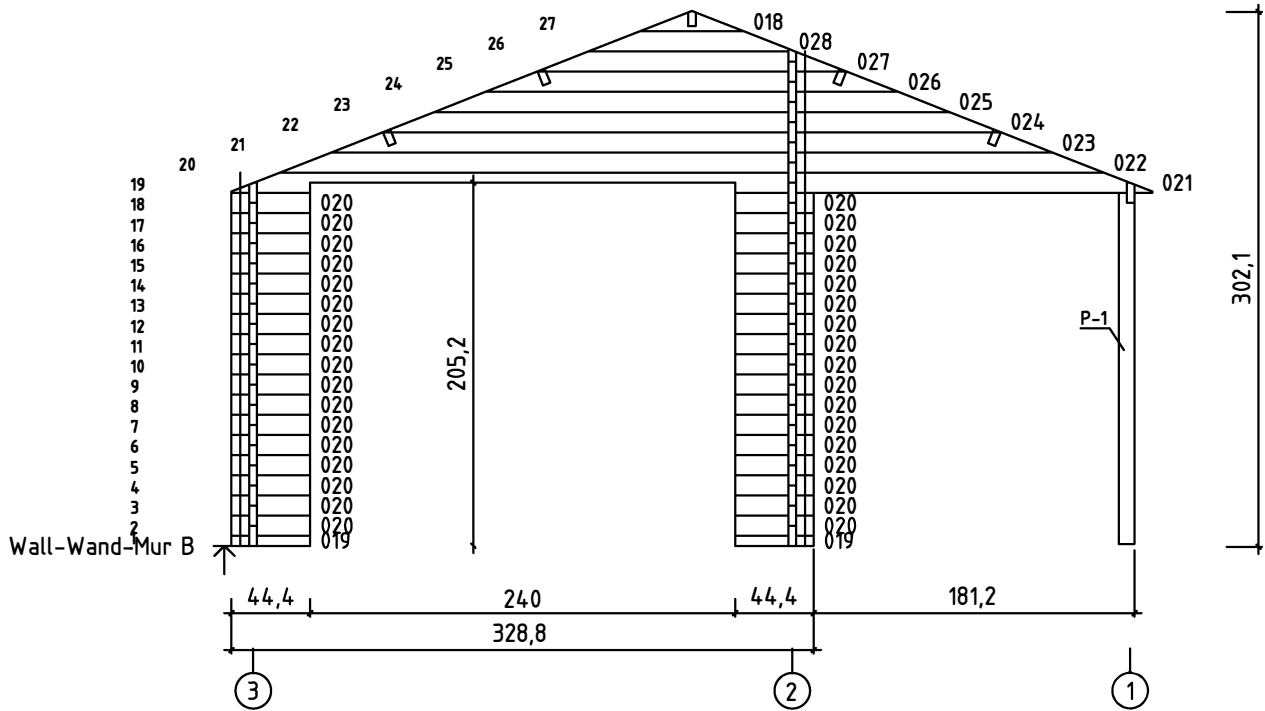


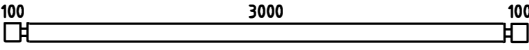


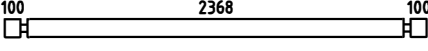









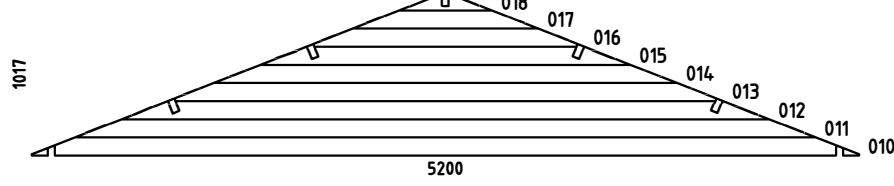
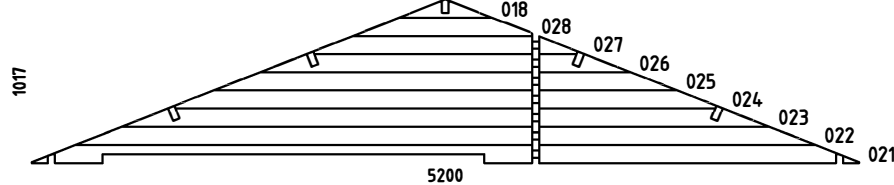
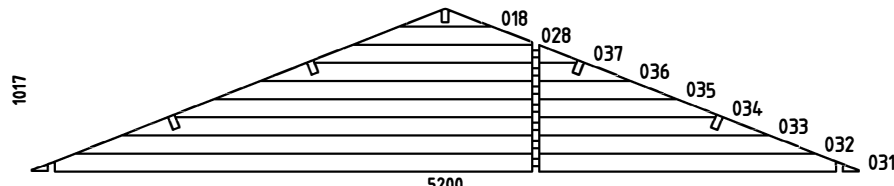



FOUNDATION - FUNDAMENT - FONDATION








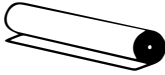


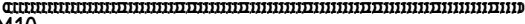





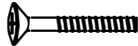



















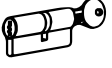
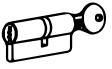

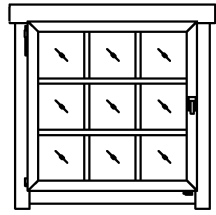
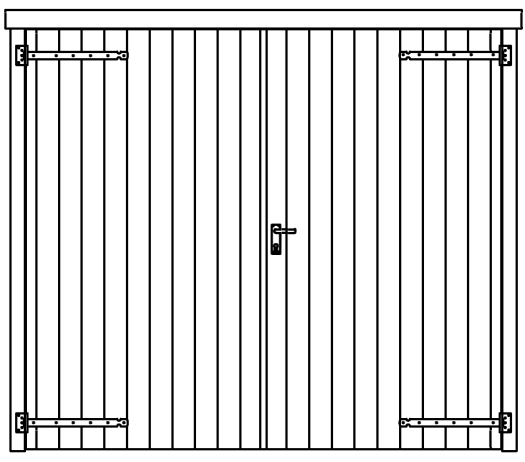


Pos	30.08.2016	Piece list - Stückliste - Liste des pièces	6/9	Q	P (mm)	L (mm)
001				9	44x114	3288
002				16	44x114	1199
003				1	44x120	5900
004				24	44x114	2656
005				1	44x72	2656
006				17	44x114	5700
007				1	44x120	5900
008				1	44x57	5200
009				17	44x114	5200
019				2	44x57	444
020				34	44x114	444
029				2	44x57	657
030				34	44x114	657
WA-1				1		
WB-1				1		
WC-1				1		
IAR6		FOUNDATION - FUNDAMENT - FONDATION 		1	45x70	5400
IAR1		FOUNDATION - FUNDAMENT - FONDATION 		1	45x70	4990
IAR4		FOUNDATION - FUNDAMENT - FONDATION 		1	45x70	2988

Pos	30.08.2016	Piece list - Stückliste - Liste des pièces FOUNDATION - FUNDAMENT - FONDATION	7/9	Q	P (mm)	L (mm)
IAR5		 FOUNDATION - FUNDAMENT - FONDATION		1	45x70	2367
IAR2		 FOUNDATION - FUNDAMENT - FONDATION		1	45x70	1957
IAR3				2	45x70	389
PR11		ROOF BEAM - DACHBALKEN - PANNE DE TOIT 		1	44x140	5900
PR21		ROOF BEAM - DACHBALKEN - PANNE DE TOIT 		4	44x140	5900
		ROOF BOARDS - DACHBRETTER - VOLIGES 		132	90x18	2900
		ROOFING FELT FILLET - DACHPAPPENLEISTE - BAGUETTE DE FIXATION DU FEUTRE BITUMEUX 		4	18x58	2950
DPP-1		ROOFING FELT (STRIP) - DACHPAPPE (BAHNEN) - FEUTRE BITUMEUX (BANDE) 		7		6000
		TREADED ROD M10 - GEWINDESTANGE M10 - TIGE FILETÉE M10 		3		50
		TREADED ROD M10 - GEWINDESTANGE M10 - TIGE FILETÉE M10 		1		800
		TREADED ROD M10 - GEWINDESTANGE M10 - TIGE FILETÉE M10 		4		2000
P-1		POST - PFOSTEN - POTEAU 		1	90x90	1985
TB-1		FASCIA BOARD - TRAUFBRETT - BANDEAU DE TOIT 		4	18x90	2950
DRV-1		ROOF EDGE REINFORCEMENT - DACHRANDVERSTÄRKUNG - CORNIERE DE RENFORT DE BORD DE TOIT 		4	28x34	2950
		GABLE MOULDING - GIEBELLEISTE - PLANCHE DE RIVE 		4	18x120	2950
FS1		WINDOW HANDLE FITTINGS - FENSTERGRIFF - POIGNEE DE FENETRE 		1		
FSP		BOLT FOR WINDOW HANDLE FITTINGS - BOLZEN FÜR FENSTERGRIFF BESCHLAG - VIS POUR FIXATION POIGNEE DE FENETRE 		2		
		LENGTHENING BOLT FOR TREADED ROD - VERLÄNGERUNGSMÜTTER FÜR GEWINDESTANGE - MANCHON DE RACCORDEMENT DE TIGE FILETÉE 		4	D10	
HS1		SCREW FOR GEORGIAN BARS - SCHRAUBE FÜR SPROSSEN - VIS DE BARRES GEORGIENNE 		8	2.5x20	
HS1		SCREW FOR GEORGIAN BARS - SCHRAUBE FÜR SPROSSEN - VIS DE BARRES GEORGIENNE 		6	2.5x20	
HS8		SCREW FOR GABLE SEGMENT - SCHRAUBEN FÜR DECKBLATT - VIS POUR FIXATION LOSANGE DE FINITION 		4	3.5x35	
HS9		SCREW FOR FIXING DOOR TO THE WALL - SCHRAUBE ZUR BEFESTIGUNG TÜR - ZARGE MIT WAND - VIS DE FIXATION PARTIE BASSE DORMANTS DE PORTE AU 1ER RANG DE MADRIER 		2	3.5x50	
HS9		SCREW FOR GABLE MOULDING - SCHRAUBEN FÜR GIEBELLEISTE - VIS POUR FIXATION PLANCHE DE RIVE 		32	3.5x50	
HS4		SCREW FOR DOOR FILLET - SCHRAUBE ZUR BEFESTIGUNG TÜRLEISTE - VIS POUR FIXATION BAGUETTE D'ARRET DE PORTE 		6	3x30	
HS14		SCREW FOR POST - SCHRAUBEN FÜR PFOSTEN - VIS DE FIXATION DES POTEAUX 		2	4.5x80	

Pos	30.08.2016	Piece list - Stückliste - Liste des pièces	8/9	Q	P (mm)	L (mm)
HS10		SCREW FOR LATCH BOLT FOR GATE - SCHRAUBE FÜR DOPPELTURFESTSTELLRIEGEL - VIS DE FIXATION DES LOQUETS DE FERMETURE POUR PORTE DOUBLE VANTAUX		12	4x25	
HS12		SCREW FOR LATCH ANSWER - SCHRAUBE FÜR EINRASTEN ANTWORT - VIS POUR FIXATION PARTIE RECEPTION LOQUET HAUT DE PORTE		2	4x40	
HS12		SCREW FOR FASCIA BOARDS - SCHRAUBEN FÜR TRAUFBRETTER - VIS POUR FIXATION BANDEAU DE TOIT		28	4x40	
HS12		SCREW FOR ROOF EDGE REINFORCEMENT - SCHRAUBEN FÜR DACHRANDVERSTÄRKUNG - VIS POUR FIXATION CORNIERE RENFORT DE BORD DE TOIT		28	4x40	
HS18		SCREW FOR ROOF BEAMS - SCHRAUBEN FÜR DACHBALKEN - VIS POUR FIXATION PANNES DE TOIT		21	5x120	
HS18		SCREW FOR GABLE - SCHRAUBEN FÜR GIEBEL - VIS POUR FIXATION DES PIGNONS		54	5x120	
HS16		SCREW FOR 1. WALL BEAM - SCHRAUBE FÜR 1. BOHLENREIHE - VIS DE FIXATIONS 1ere RANGÉE DE MADRIERS AVEC POUTRELLES DE FONDATIONS		12	5x90	
HS16		SCREW FOR FOUNDATION - SCHRAUBEN ZUR BEFESTIGUNG FUNDAMENT - VIS DE FIXATIONS DES POUTRELLES DE FONDATIONS		12	5x90	
HS16		SCREW FOR DOOR JAMB - SCHRAUBE FÜR TÜRRAHMEN - VIS DE FIXATION PARTIE HAUTE AVEC MONTANTS DU CADRE DE PORTE		2	5x90	
HS19		SCREW FOR GATE HINGES - SCHRAUBEN FÜR TORRIEGEL - VIS POUR FIXATION CHARNIERE DE PORTE		36	6x40	
HS20		SCREW FOR POST HEIGHT ADJUSTMENT - SCHRAUBEN FÜR REGULIERUNGSSCHRAUBE FÜR PFOSTEN - VIS DE FIXATION DE SUPPORT REGLABLE DE POTEAU		8	6x50	
HS25		SCREW FOR DOORSTEP - SCHRAUBEN FÜR SWELLE - VIS POUR FIXATION BARRE DE SEUIL		2	4.5x65	
SH44		HAMMER BLOCK - SCHLAGHOLZ - CALLE DE FRAPPE		1		
		DRIVE NUT TREADED ROD - EINSHLAGMUTTER FÜR GEWINDESTANGE - ÉCROU A FRAPPER POUR TIGE FILTÉE		4	D10	
SFS		NUT FOR GATE HINGES - SCHRAUBENMUTTER FÜR TORRIEGEL - ECROU POUR LES CHARNIERE DE PORTE		8	D6	
SFS		NUT FOR TREADED ROD - MUTTER FÜR GEWINDESTANGE - ÉCROU POUR TIGE FILETÉE		4	D10	
NF4		ZN NAIL FOR ROOF - ZN NÄGEL FÜR DACHBRETTER - POINTE POUR FIXATION VOLIGES DE TOIT		554	2x50	
NF5		ZN NAIL FOR ROOFING FELT FILLET - ZN NÄGEL FÜR DACHPAPPENLEISTE - POINTE POUR BAGUETTE DE FIXATION FEUTRE BITUMEUX		28	2x40	
NF6		ROOFING NAILS FOR ROOFING FELT - NÄGEL FÜR DACHPAPPE - POINTE POUR FIXATION FEUTRE BITUMEUX		369	2.8x15	
BFS		BOLT FOR GATE HINGES - BOLZEN FÜR TORRIEGEL - BOULON POUR CHARNIERE DE PORTE		4	6x100	
BFS		BOLT FOR GATE HINGES - BOLZEN FÜR TORRIEGEL - BOULON POUR CHARNIERE DE PORTE		4	6x60	
TL		LATCH BOLT FOR DOUBLE DOOR - TORRIEGEL - LOQUET POUR DOUBLE PORTE		2		150
		LATCH ANSWER - EINRASTEN ANTWORT - PARTIE DE RECEPTION DU LOQUET HAUT DE PORTE		1		
GS		GABLE SEGMENT - DECKBLATT - LOSANGE DE FINITION		2		
		WASHER FOR GATE HINGES - DICHTSCHEIBE FÜR TORRIEGEL - RONDELLE POUR CHARNIERE DE PORTE		8	D6	



Pos	30.08.2016	Piece list - Stückliste - Liste des pièces	9/9	Q	P (mm)	L (mm)
		PLAIN WASHER TREADED ROD - UNTERLEGSSCHEIBE FÜR GEWINDESTANGE - RONDELLE PLATE POUR TIGE FILETÉE		4	D10	
		DOOR HINGES - TORRIEGEL - CHARNIERE DE PORTE		4		500
TL4		DOOR HANDLE FITTINGS - TÜRGRIF - POIGNEE DE PORTE		2		
TL5		SET OF DOOR LOCK COVERS - SCHLOSSBLENDEN - SET DE GARNITURES DE PORTE		2		
		CYLINDER LOCK - ZYLINDERSCHLOSS - BARILLET DE PORTE		1	30/35	
		CYLINDER LOCK - ZYLINDERSCHLOSS - BARILLET DE PORTE		1	30/40	
		POST HEIGHT ADJUSTMENT - REGULIERUNGSSCHRAUBE FÜR PFOSTEN - SUPPORT RÉGLABLE DE POTEAU		1	D16	
		WINDOW - FENSTER - FENETRE 882x882 SGC	AK.1.109.SSV.b	1		
						
		DOOR - TÜR - PORTE 2390x2020 TC	TUL.2.100.IVP.T	1		
						
		DOOR - TÜR - PORTE 835x1957 SGC	UK.2.056.SVV.MM	1		
		