

Name

Eva D 320x44,0+VD 44

Zeichnung/Drawing

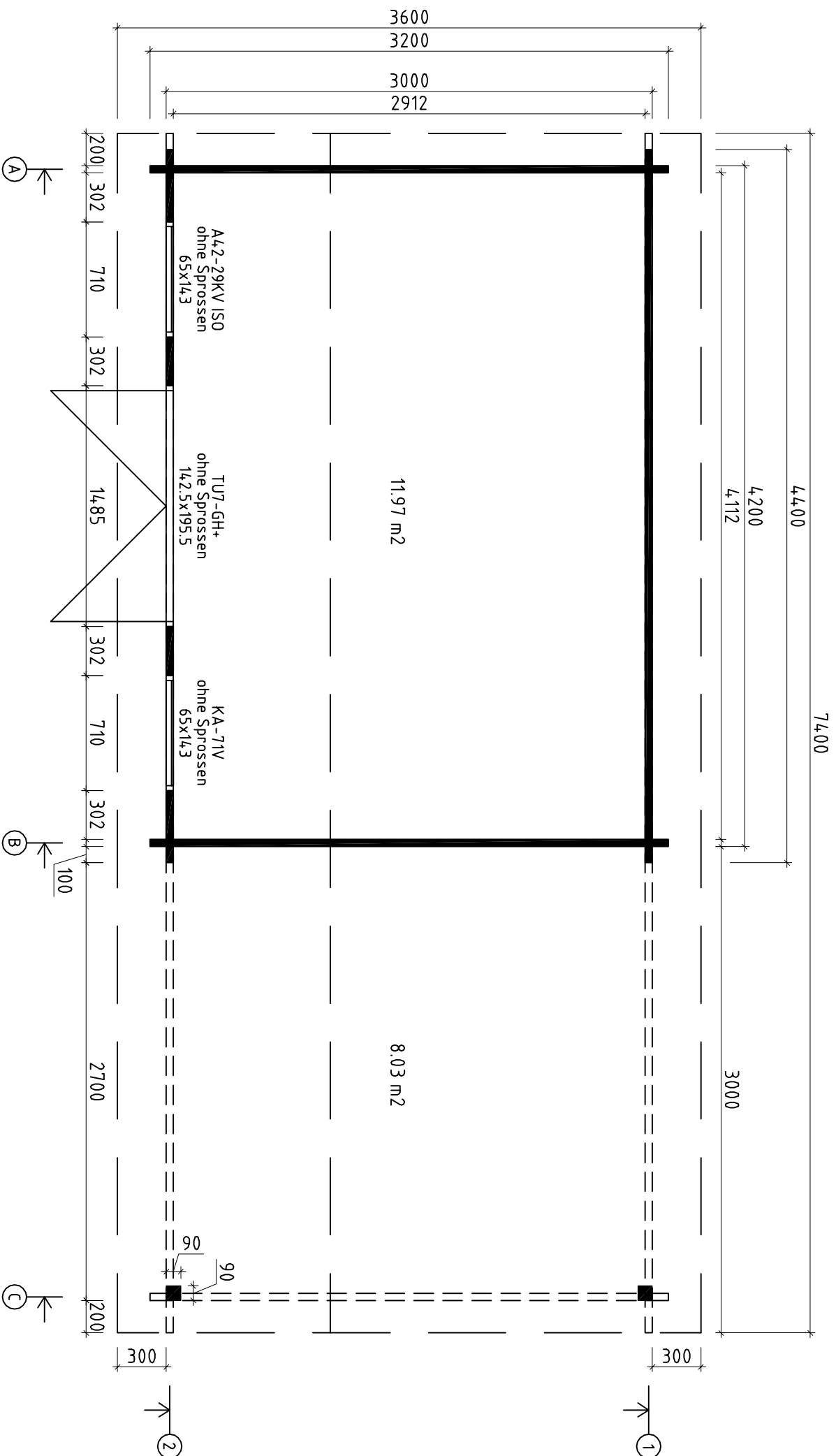
3D

Profil/Profile

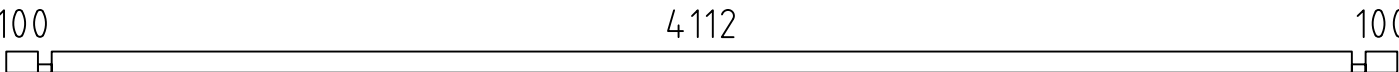
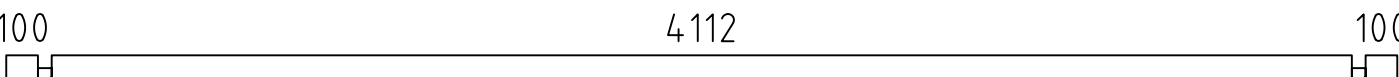
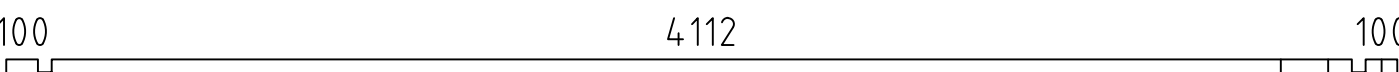

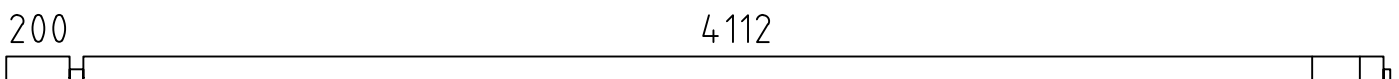

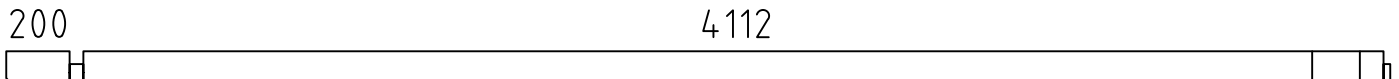
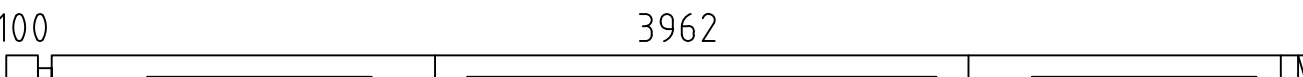
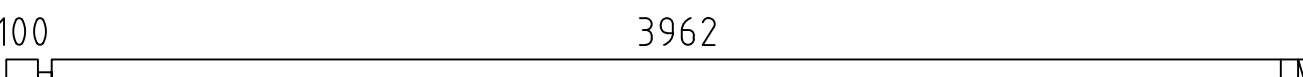
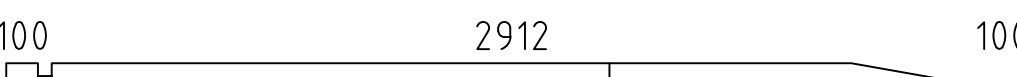
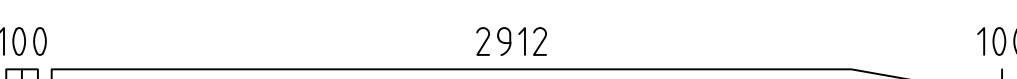
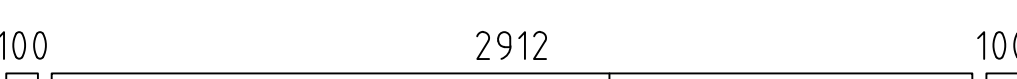


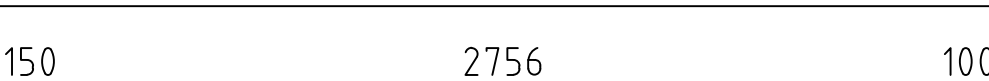




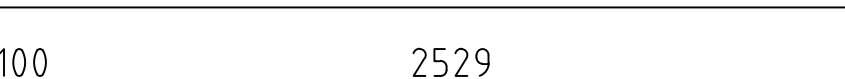
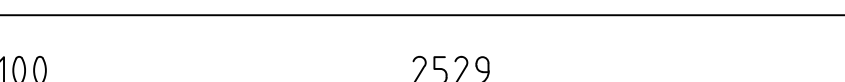
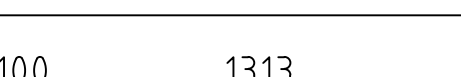
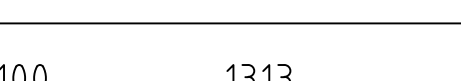






4, 4x13,5





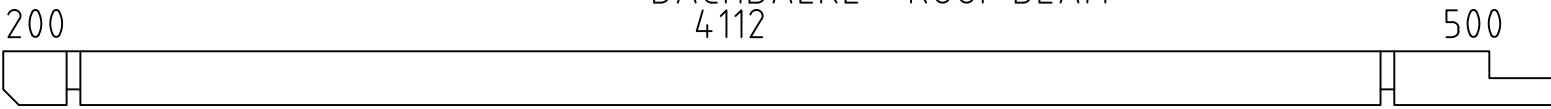
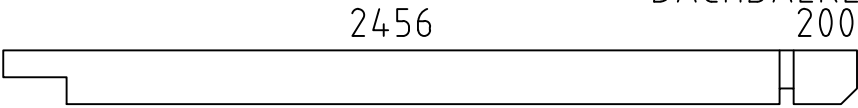

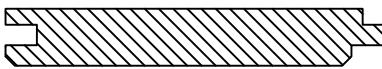
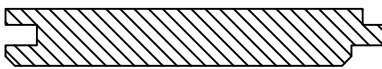

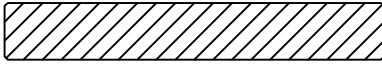
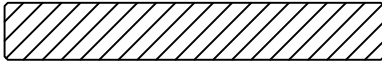
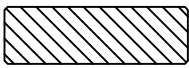
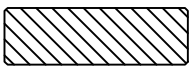
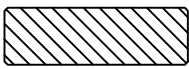
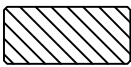
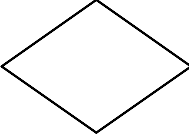
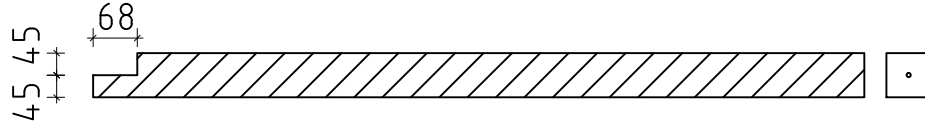
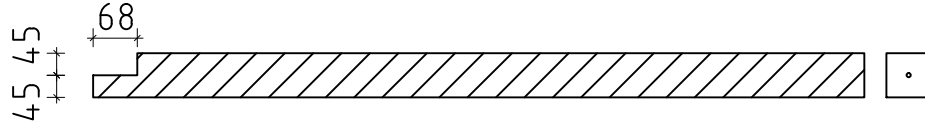
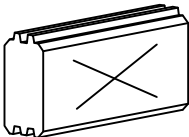
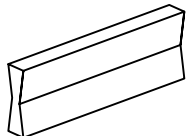
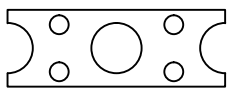
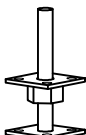


Datum/Date



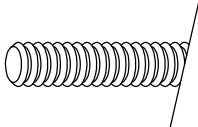
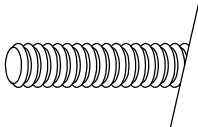
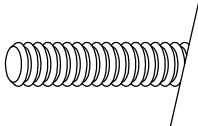
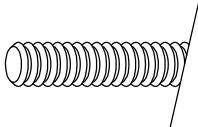
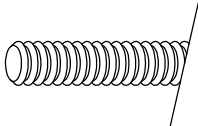
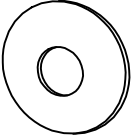
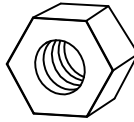
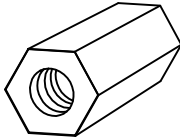
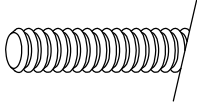
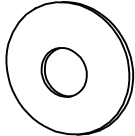
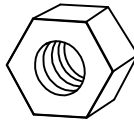
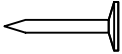

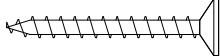
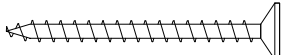
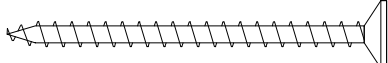
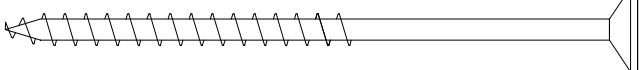
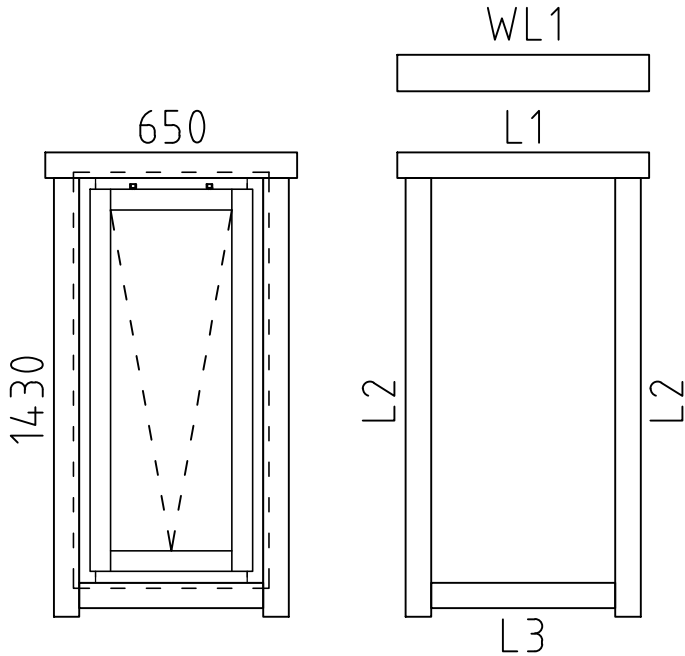
04.04.2017

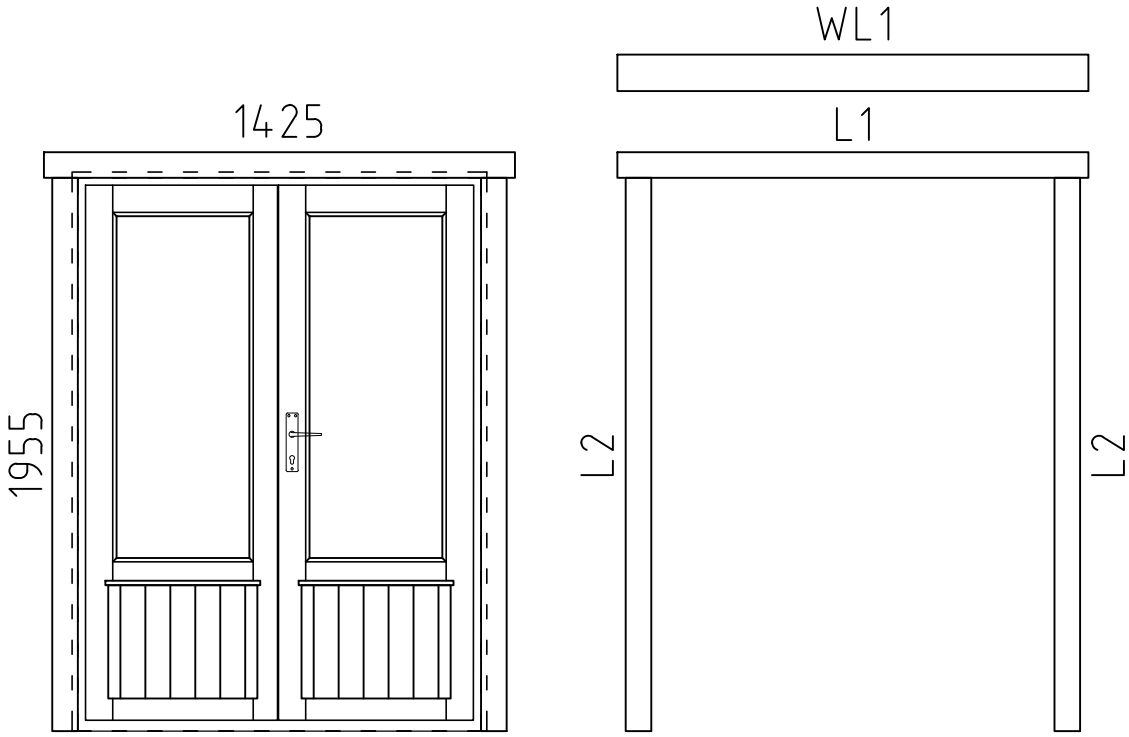
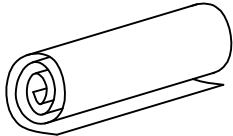


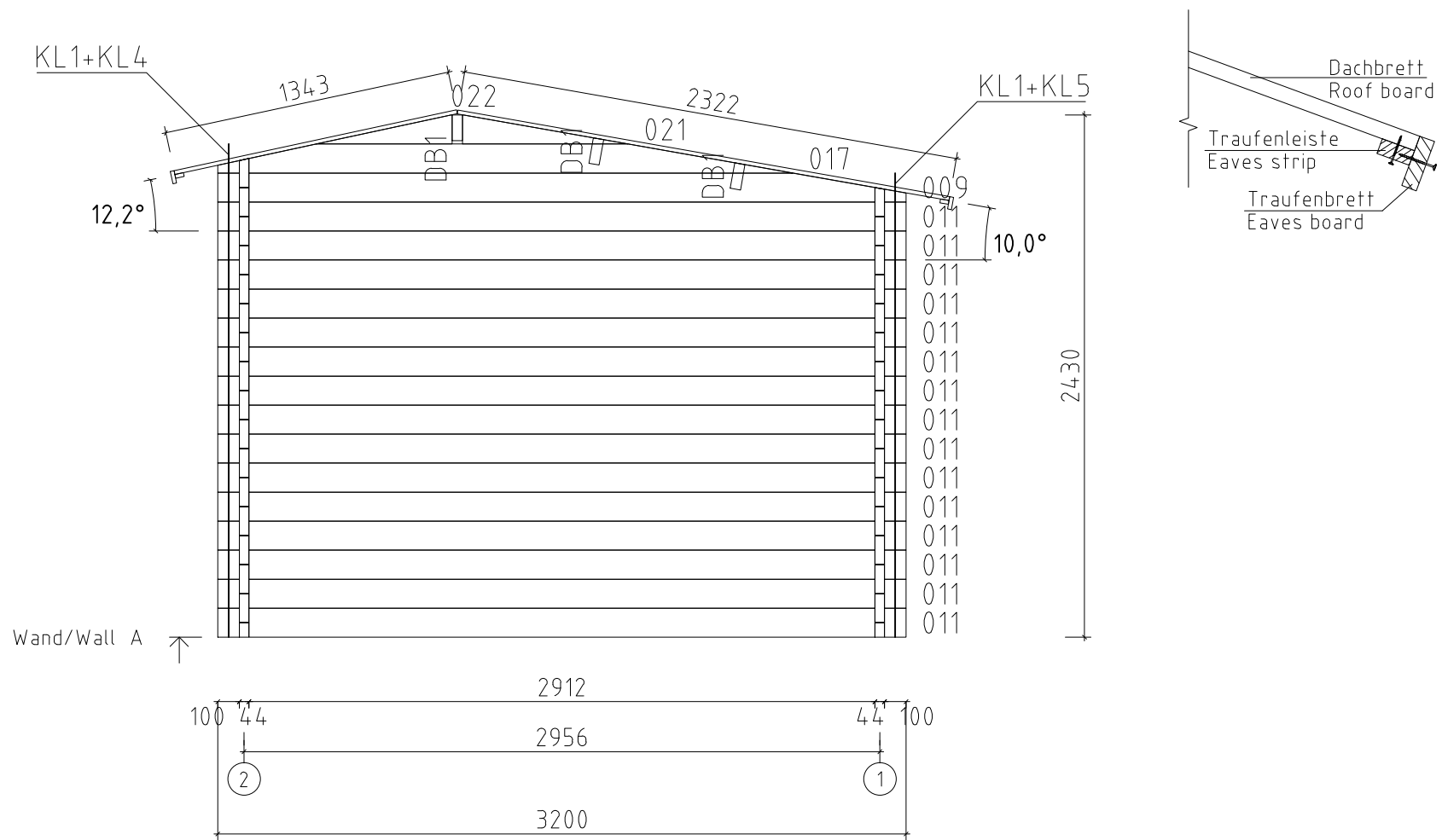
Name	Eva D 320x44.0+VD 44		
Zeichnung/Drawing	Grundplan/Plan		
Profil/Profile	4.4x13.5	Datum/Date	04.04.2017

Pos	Teileliste/Specification Eva D 320x440+VD 44			Stck Pcs.	Profil Profile (mm)	Länge Length (mm)
001				1	44x68	4400
002				11	44x135	4400
003				2	44x135	4400
004				1	44x135	4378
005				1	44x135	4378
006				1	44x135	4106
007				1	44x135	4106
008				1	44x135	3200
009				2	44x135	3200
010				1	44x135	3200
011				30	44x135	3200
012				1	44x135	3094
013				1	44x135	3094
014				1	44x135	3022
015				1	44x135	3022
016				1	44x135	2673
017				2	44x135	2673
018				2	44x135	1458
019				6	44x135	1458
020				2	44x68	1458
021				3	44x135	770
022				3	44x135	632
023				2	44x135	446
024				18	44x135	446
025				16	44x135	302
Kood	Eva D 320x440+VD 44		Materjal		File	
					Leht 1/4	

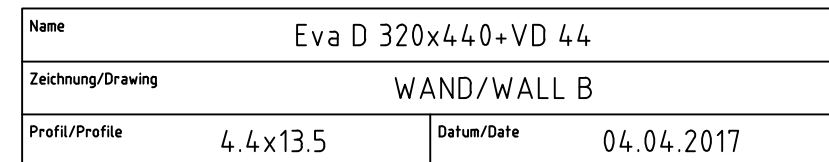
Pos	Teileliste/Specification Eva D 320x440+VD 44				Stck Pcs.	Profil Profile (mm)	Länge Length (mm)
026					4	44x135	302
FH2	FUNDAMENTHOLZ (imprägniert) - FOUNDATION BEAM (impregnated) 				6	65x44	4050
FH1	FUNDAMENTHOLZ (imprägniert) - FOUNDATION BEAM (impregnated) 				2	65x44	2980
FH3	FUNDAMENTHOLZ (imprägniert) - FOUNDATION BEAM (impregnated) 				1	65x44	1485
DB1	DACHBALKE - ROOF BEAM 				3	58x170	4900
DB2	DACHBALKE - ROOF BEAM 				3	58x170	2700
	DACHBRETTER - ROOF BOARDS 				66+2	113x18	2320
	DACHBRETTER - ROOF BOARDS 				66	113x18	1345
	FUSSBODENBRETTER - FLOOR BOARDS 				37+1	113x18	2905
	FUSSBODENLEISTE - FLOOR STRIPS 					18x40	15,0 lfm/rm
G1-1	GIEBELBRETTER - GABLE BOARDS 120X18  12,2° ✓				2	120x18	1425
G1-2	GIEBELBRETTER - GABLE BOARDS 120X18  10° ✓				2	120x18	2400
G5-1	GIEBELDECKLEISTE - GABLE COVER STRIPS 58X18  ✓				2	58x18	1425
G5-2	GIEBELDECKLEISTE - GABLE COVER STRIPS 58X18  ✓				2	58x18	2400
T3-1	TRAUFENLEISTE - EAVES STRIPS 58x18 				4	58x18	3700
T4-1	TRAUFENLEISTE - EAVES STRIPS 40x18  ✓					40x18	15,0 lfm/rm
GS	GIEBELSEGMENT - GABLE DIAMOND 				2		
SP2-1	STÜTZPFOSTE - SUPPORT POST 90x90  ✓				1	90x90	1940
SP2-2	STÜTZPFOSTE - SUPPORT POST 90x90  ✓				1	90x90	2008
SH	SCHLAGHÖLZER - MOUNTING PIECES 				3		
HK2	HOLZ-KLOTZEN für verbinden der Wandbohlen - Wooden wedge for connecting the wall parts (122mm) 				2		
VS	VERBINDUNGSSTREIFEN für verbinden der Wandbohlen - Connecting strip for connecting the wall parts 				2		
VP2	Verstellbare Pfostenstütze - Adjustable post support M16 				2	M16	
	TÜRSTOPPER - DOORSTOP 				1		
ML1	Metallstange - Metal bar 				2	D10	1170
Kood	Eva D 320x440+VD 44	Materjal			File		Leht 2/4

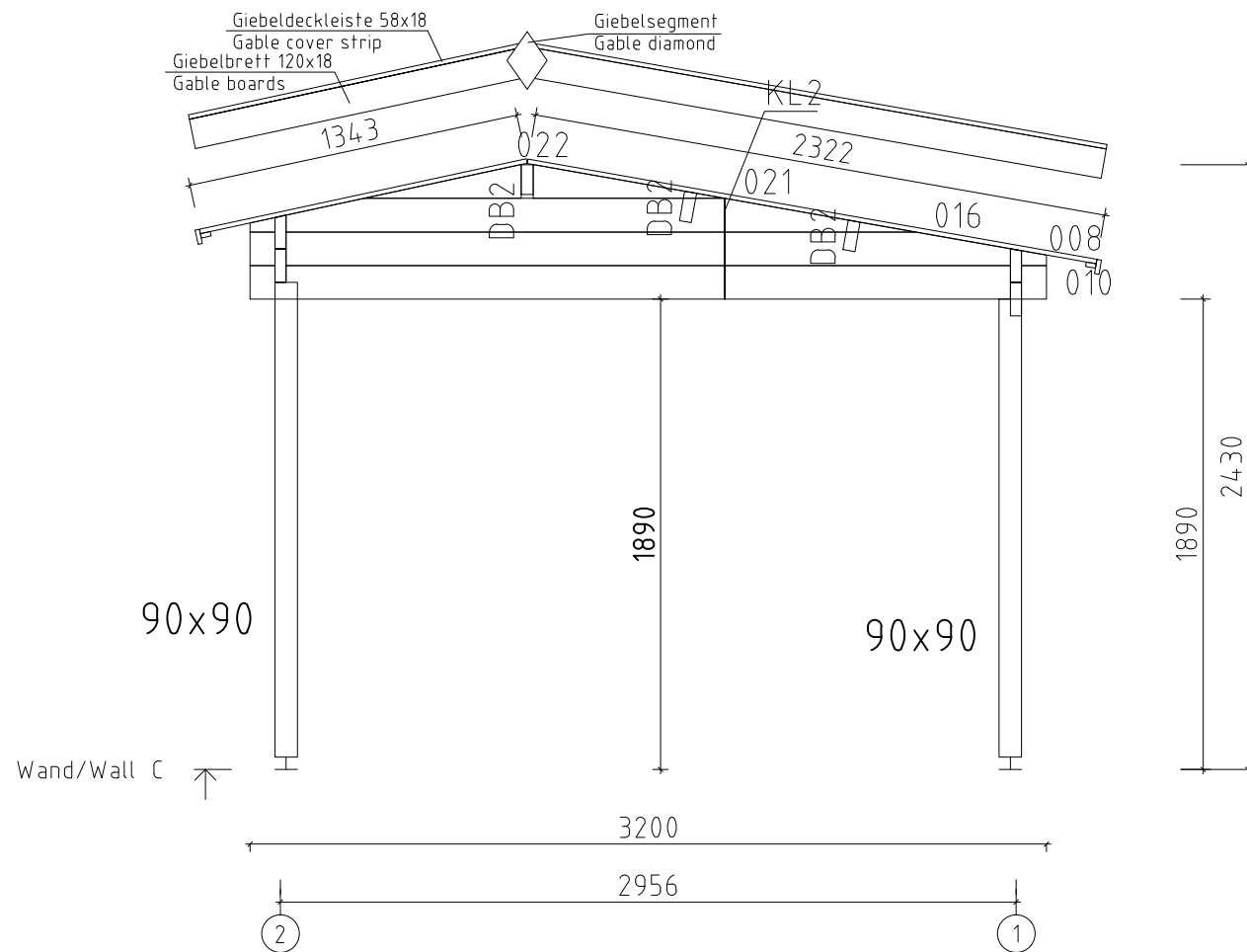
Pos	Teileliste/Specification Eva D 320x440+VD 44		Stck Pcs.	Profil Profile (mm)	Länge Length (mm)
ML2	Metallstange - Metal bar 		2	D10	1040
ML3	Metallstange - Metal bar 		6	D10	500
KL1	Gewindestange - Threaded Rod M8		4	M8	2000
KL2	Gewindestange - Threaded Rod M8		1	M8	405
KL3	Gewindestange - Threaded Rod M8		4	M8	270
KL4	Gewindestange - Threaded Rod M8		2	M8	235
KL5	Gewindestange - Threaded Rod M8		2	M8	100
	Mutter - nut M8 U-Scheibe - washer Ø25	 	18	M8	
	Befestigungsmutter - fixing nut M8		4	M8	
KL6	Gewindestange - Threaded Rod M12	für Dachbalken for roof beams 	6	M12	170
	Mutter - nut M12 U-Scheibe - washer Ø30	für Dachbalken for roof beams  	12	M12	
NG3	DACHPAPPNÄGEL - ROOFING NAILS 2.0x18 		550		
NG1	NÄGEL - NAILS 2.5x50	Dachbretter - Roof boards Fussbodenbretter - Floor boards 	1236		
SR01	SCHRAUBEN - SCREWS 3.0x30	Fussbodenleiste - Floor strips Traufenleiste - Eaves strips 	58		
SR03	SCHRAUBEN - SCREWS 3.5x45	Giebelbretter - Gable boards Giebeldeckleiste - Gable cover strips Giebelsegment - Gable diamond Traufenbretter - Eaves boards Fenster- und Türleisten - Window and door strips Verbindungsstreifen - Connecting strips 	150		
SR05	SCHRAUBEN - SCREWS 4.0x60	Wasserleisten - Rain strips 	10		
SR11	SCHRAUBEN - SCREWS 5.0x100	Fundamenthölzer - Foundation beams 	36		
	<div> <div> <div>FENSTER/WINDOW 650x1430</div> <div>  <div> A42-29KV ISO L1 18x90 L=890mm 2 Stck./Pcs. L2 18x90 L=1550mm 4 Stck./Pcs. L3 18x90 L=650mm 2 Stck./Pcs. ✓ WL1 36x129 L=890mm 1 Stck./Pcs. </div> </div> </div> </div>		2		
Kood	Eva D 320x440+VD 44	Materjal	File		Leht 3/4

Pos	Teileliste/Specification Eva D 320x440+VD 44			Stck Pcs.	Profil Profile (mm)	Länge Length (mm)
	<div>TÜR/DOOR 1425x1955</div> <div>  <div> TU7-GH+ L1 18x90 L=1665mm 2 Stck./Pcs. L2 18x90 L=1955mm 4 Stck./Pcs. ✓ WL1 36x129 L=1665mm 1 Stck./Pcs. DIN rechts/right handed </div> </div>			1		
	DACHPAPPE - ROOFING FELT  <div>✓</div>				7,4m-5st.	38,0 lfm/rm
Kood	Eva D 320x440+VD 44		Materjal		File	
					Leht 4/4	

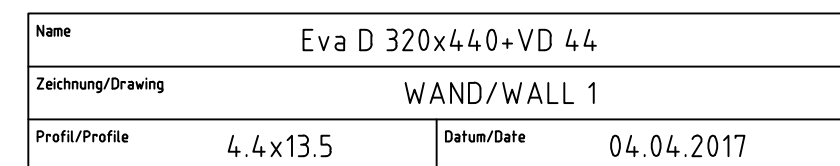
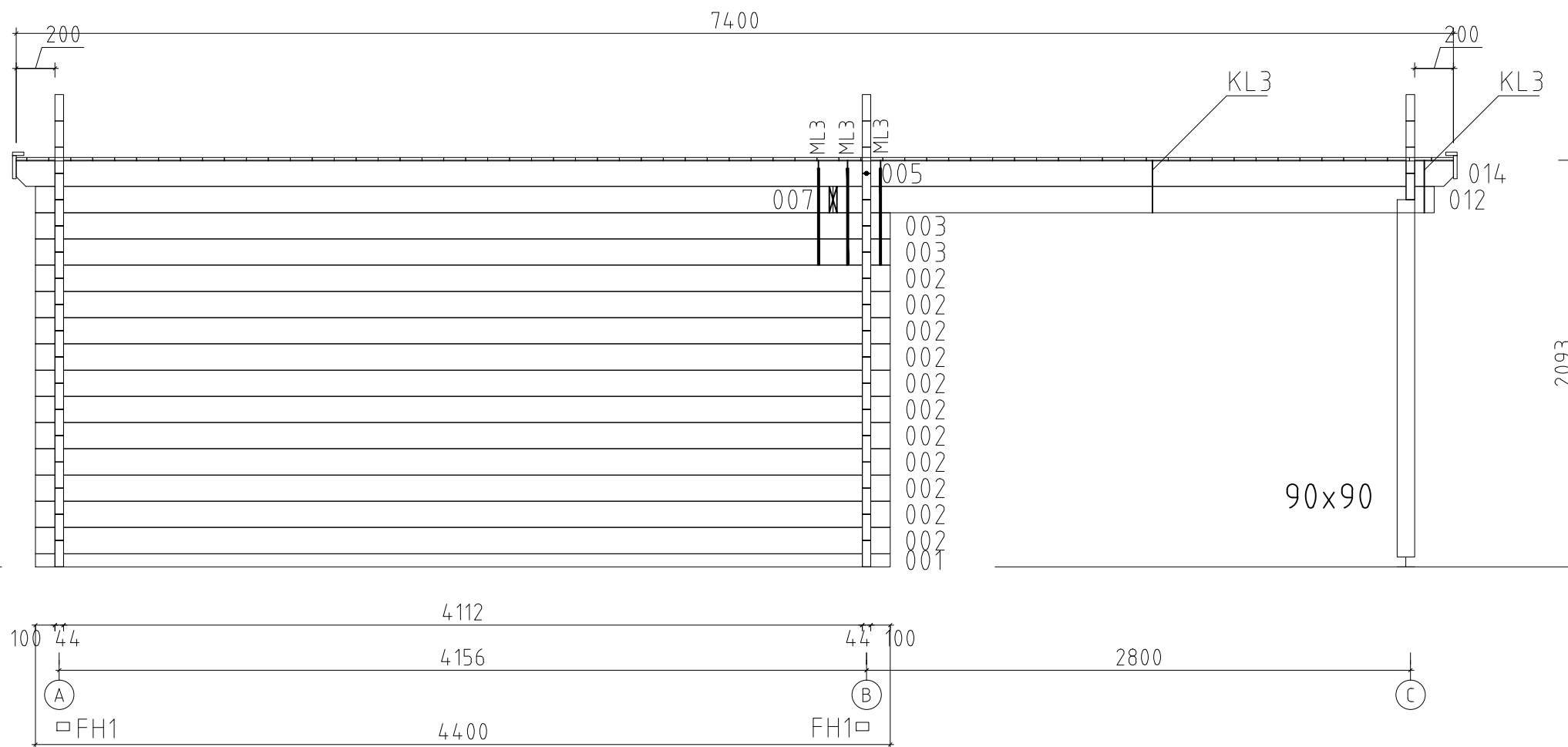


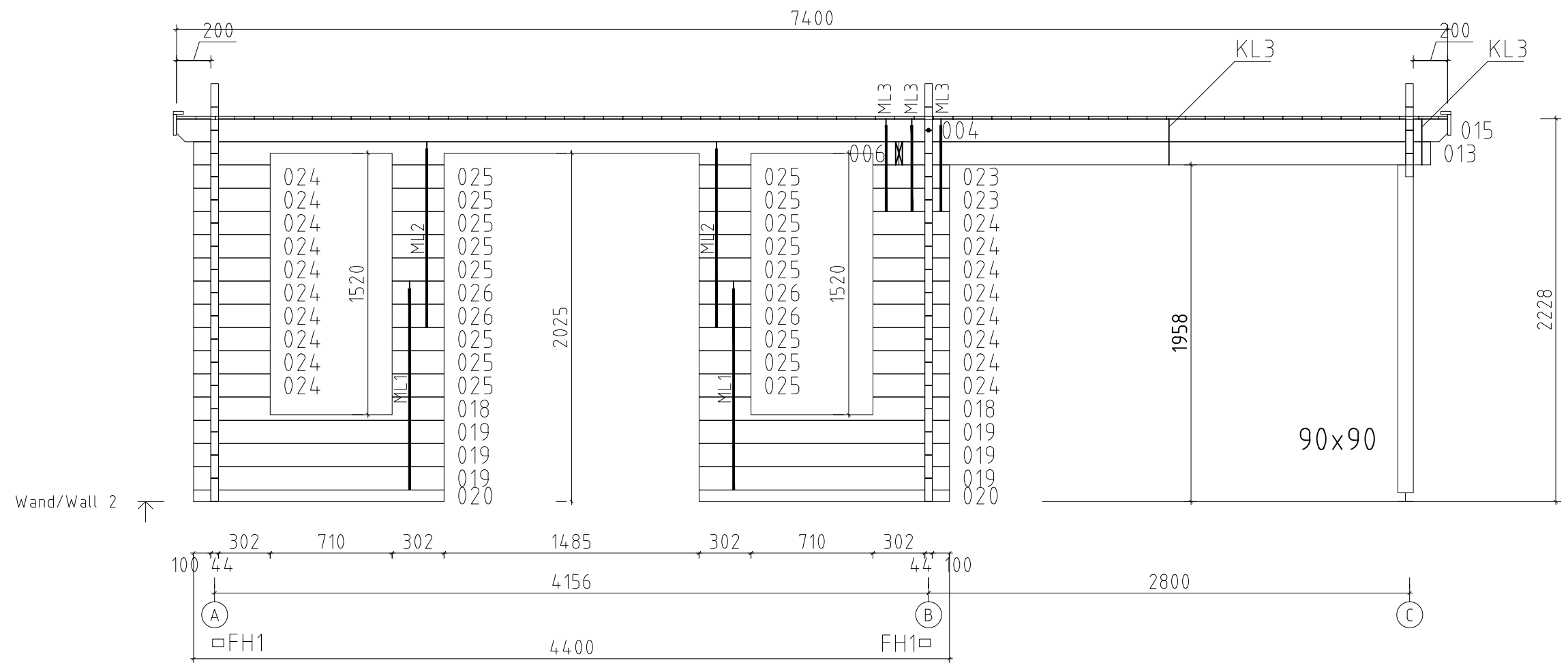
Name	Eva D 320x440+VD 44		
Zeichnung/Drawing	WAND/WALL A		
Profil/Profile	4.4x13.5	Datum/Date	04.04.2017



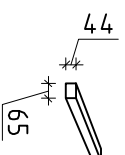
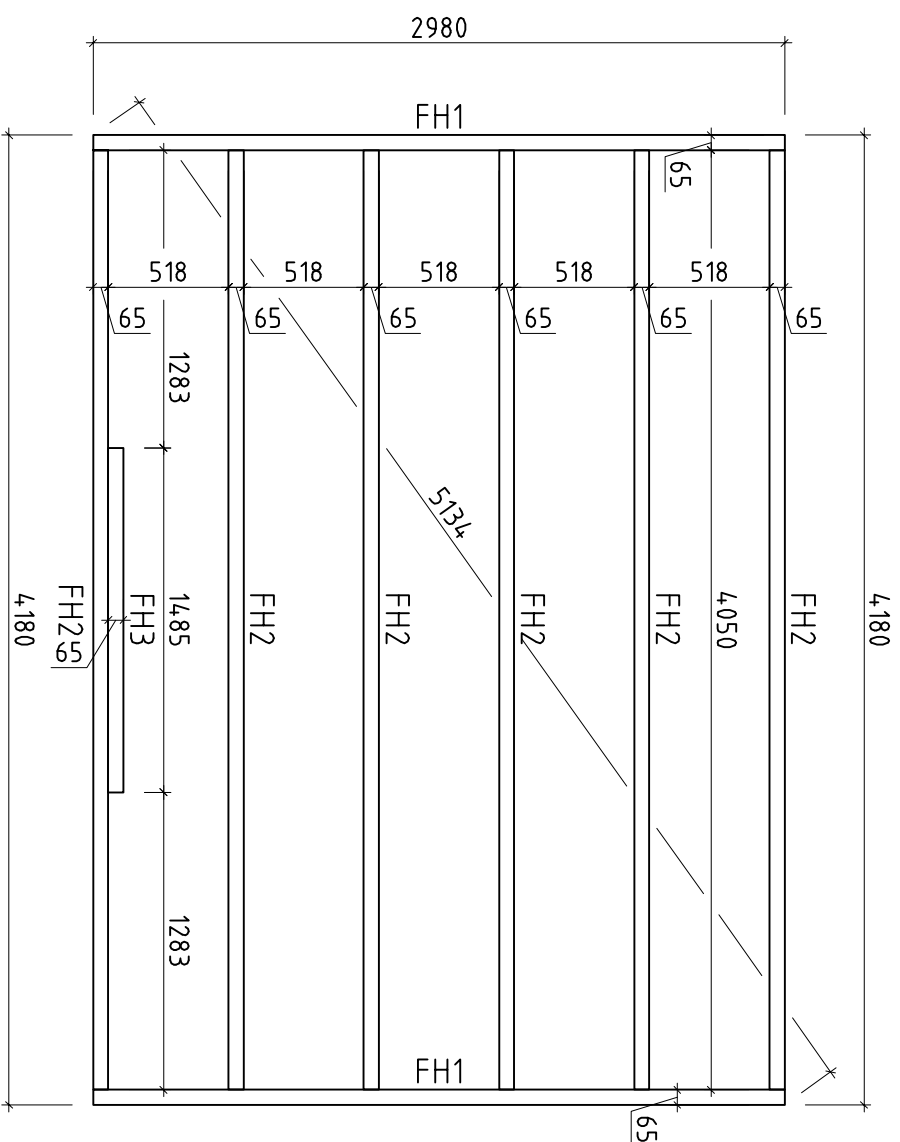


Name	Eva D 320x440+VD 44		
Zeichnung/Drawing	WAND/WALL C		
Profil/Profile	4.4x13.5	Datum/Date	04.04.2017





Name	Eva D 320x440+VD 44		
Zeichnung/Drawing	WAND/WALL 2		
Profil/Profile	4.4x13.5	Datum/Date	04.04.2017



Name	Eva D 320x44,0+VD 44	
Zeichnung/Drawing	Lagerholzplan/Foundation plan	
Profil/Profile	4.4x13.5	Datum/Date 04.04.2017