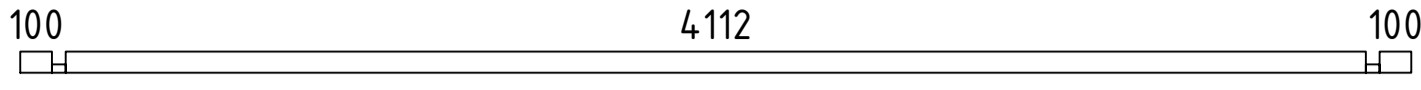
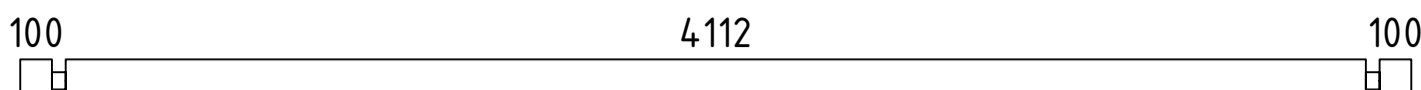
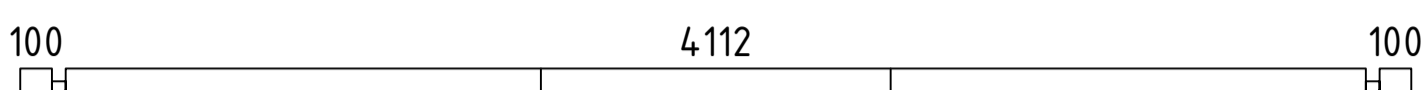
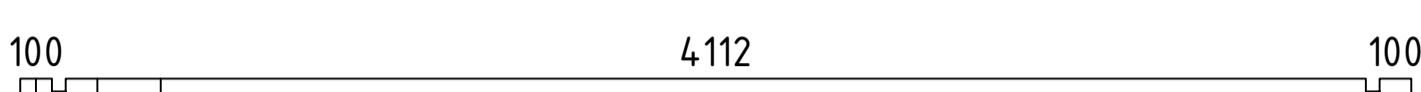
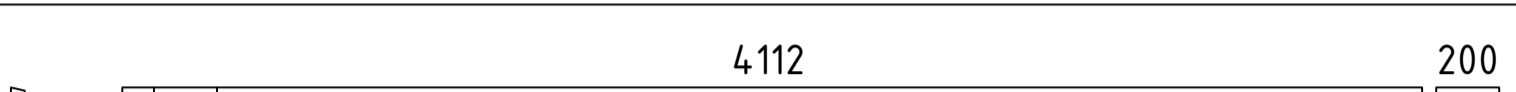
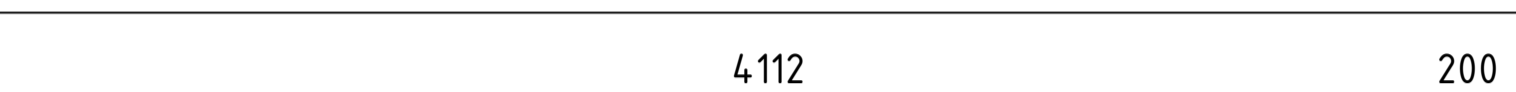

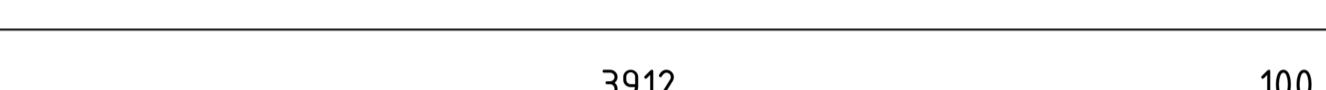
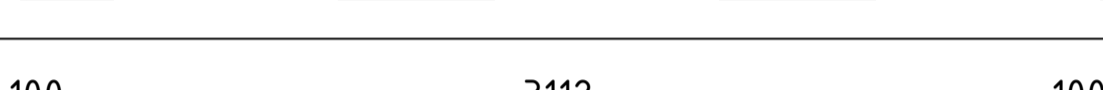



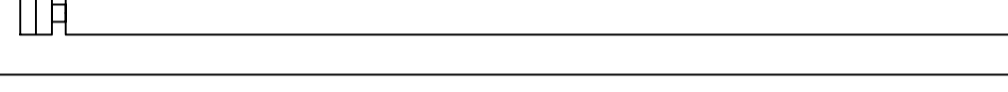




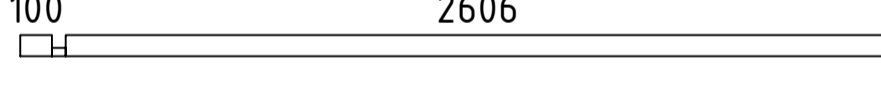



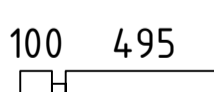
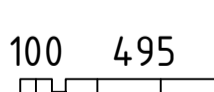


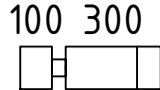
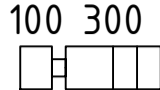
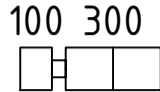
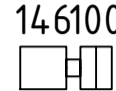




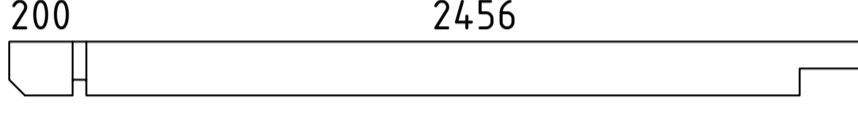

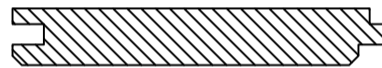
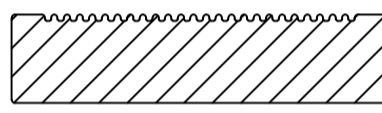



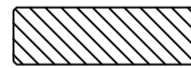
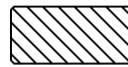
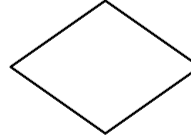
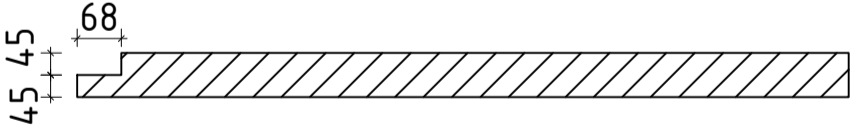

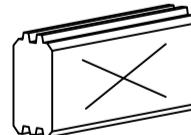
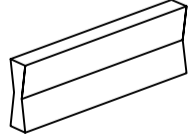

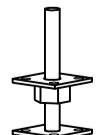




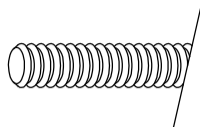
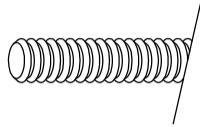
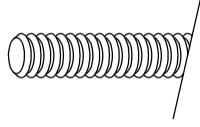
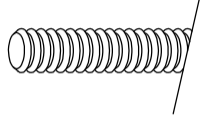

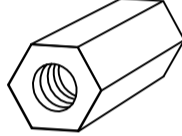
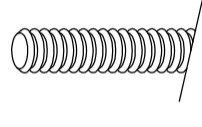




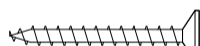
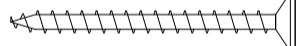
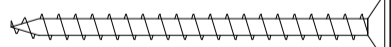

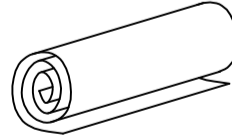
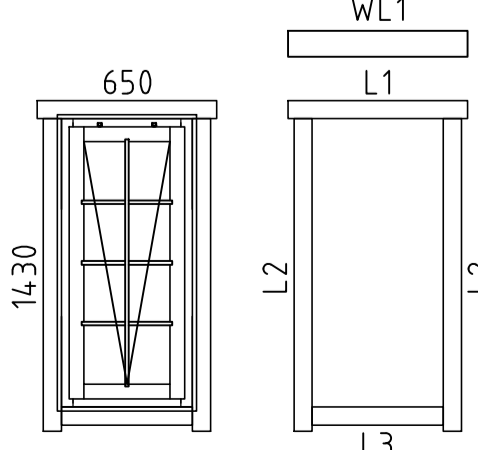


Pos	Teileliste/Specification Eva E 340x440+VD+Terr 44	Stck. Pcs.	Profil Profile (mm)	Länge Length (mm)
001		2	44x68	4400
002		14	44x135	4400
003		1	44x135	4400
004		2	44x135	4400
005		1	44x135	4378
006		1	44x135	4378
007		1	44x135	4056
008		1	44x135	4056
009		2	44x135	3400
010		1	44x135	3400
011		1	44x135	3400
012		17	44x135	3400
013		1	44x135	3144
014		1	44x135	3144
015		1	44x135	3022
016		1	44x135	3022
017		1	44x68	2750
018		14	44x135	2750
019		1	44x135	2501
020		2	44x135	2501
021		20	44x135	639
022		2	44x135	639
023		6	44x135	616
024		18	44x135	496
025		4	44x135	496

Pos	Teileliste/Specification Eva E 340x440+VD+Terr 44		Stck. Pcs.	Profil Profile (mm)	Länge Length (mm)	
026			6	44x135	444	
027			2	44x135	444	
028			7	44x135	444	
029			30	44x135	290	
FH2	FUNDAMENTHOLZ (imprägniert) - FOUNDATION BEAM (impregnated) 		2	65x44	4180	
FH3	FUNDAMENTHOLZ (imprägniert) - FOUNDATION BEAM (impregnated) 		14	65x44	3050	
FH1	FUNDAMENTHOLZ (imprägniert) - FOUNDATION BEAM (impregnated) 		2	65x44	2800	
DB2	DACHBALKE - ROOF BEAM 		3	58x170	4900	
DB1	DACHBALKE - ROOF BEAM 		3	58x170	2700	
	DACHBRETTER - ROOF BOARDS		132+2	113x18	1845	
	FUSSBODENBRETTER - FLOOR BOARDS		28+1	113x18	4105	
	TERRASSENBRETTER (imprägniert) - TERRACE BOARDS (impregnated)		✓	26+1	120x28	2795
	FUSSBODENLEISTE - FLOOR STRIPS		✓		18x40	15,0 lfm/rm
G1-1	GIEBELBRETTER - GABLE BOARDS 120X18	 12,5°	✓	4	120x18	1925
G5-1	GIEBELDECKLEISTE - GABLE COVER STRIPS 58X18		✓	4	58x18	1925
T3-1	TRAUHENLEISTE - EAVES STRIPS 58x18			4	58x18	3700
T4-1	TRAUHENLEISTE - EAVES STRIPS 40x18		✓		40x18	15,0 lfm/rm
GS	GIEBELSEGMENT - GABLE DIAMOND			2		
SP2-1	STÜTZPFOSTE - SUPPORT POST 90x90		✓	1	90x90	2025
A44-1	ADAPTER 120x82		✓	1	120x82	2160
SH	SCHLAGHÖLZER - MOUNTING PIECES			3		
HK2	HOLZ-KLOTZEN für verbinden der Wandbohlen - Wooden wedge for connecting the wall parts (122mm)			2		
VS	VERBINDUNGSSTREIFEN für verbinden der Wandbohlen - Connecting strip for connecting the wall parts			2		
VP2	Verstellbare Pfostenstütze - Adjustable post support M16			1	M16	
ML1	Metallstange - Metal bar			2	D10	1170
Kood	Eva E 340x440+VD+Terr 44	Material	File	Leht	2/4	

Pos	Teileliste/Specification Eva E 340x440+VD+Terr 44		Stck. Pcs.	Profil Profile (mm)	Länge Length (mm)
ML2	Metallstange - Metal bar		2	D10	1040
ML3	Metallstange - Metal bar		2	D10	900
ML4	Metallstange - Metal bar		6	D10	500
KL1	Gewindestange - Threaded Rod M8		4	M8	2000
KL2	Gewindestange - Threaded Rod M8		2	M8	405
KL3	Gewindestange - Threaded Rod M8		2	M8	270
KL4	Gewindestange - Threaded Rod M8		4	M8	235
	Mutter - nut M8 U-Scheibe - washer Ø25		16	M8	
	Befestigungsmutter - fixing nut M8		4	M8	
KL5	Gewindestange - Threaded Rod M12 für Dachbalken for roof beams		6	M12	170
	Mutter - nut M12 U-Scheibe - washer Ø30 für Dachbalken for roof beams		12	M12	
NG3	DACHPAPPNÄGEL - ROOFING NAILS 2.0x18		570		
NG1	NÄGEL - NAILS 2.5x50 Dachbretter - Roof boards Fussbodenbretter - Floor boards		1240		
NG2	NÄGEL - NAILS 2.5x60 Terrassenbretter - Terrace boards		312		
SR01	SCHRAUBEN - SCREWS 3.0x30 Fussbodenleisten - Floor strips Traufenleisten - Eaves strips		62		
SR03	SCHRAUBEN - SCREWS 3.5x45 Giebelbretter - Gable boards Giebeldeckleiste - Gable cover strips Giebelsegment - Gable diamond Traufenbretter - Eaves boards Türleisten - Door strips Verbindungsstreifen - Connecting strips		194		
SR05	SCHRAUBEN - SCREWS 4.0x60 Wasserleisten - Rain strips		15		
SR11	SCHRAUBEN - SCREWS 5.0x100 Fundamenthölzer - Foundation beams		72		
	DACHPAPPE - ROOFING FELT			7,4m-4st.	30,0 lfm/rm
	FENSTER/WINDOW 650x1430	 <p>A42-29KV ISO</p> <p>L1 18x90 L=890mm 2 Stck./Pcs. L2 18x90 L=1550mm 4 Stck./Pcs. L3 18x90 L=650mm 2 Stck./Pcs. ✓ WL1 36x129 L=890mm 1 Stck./Pcs.</p>	3		
Kood	Eva E 340x440+VD+Terr 44	Materialjal	File	Leht	3/4

