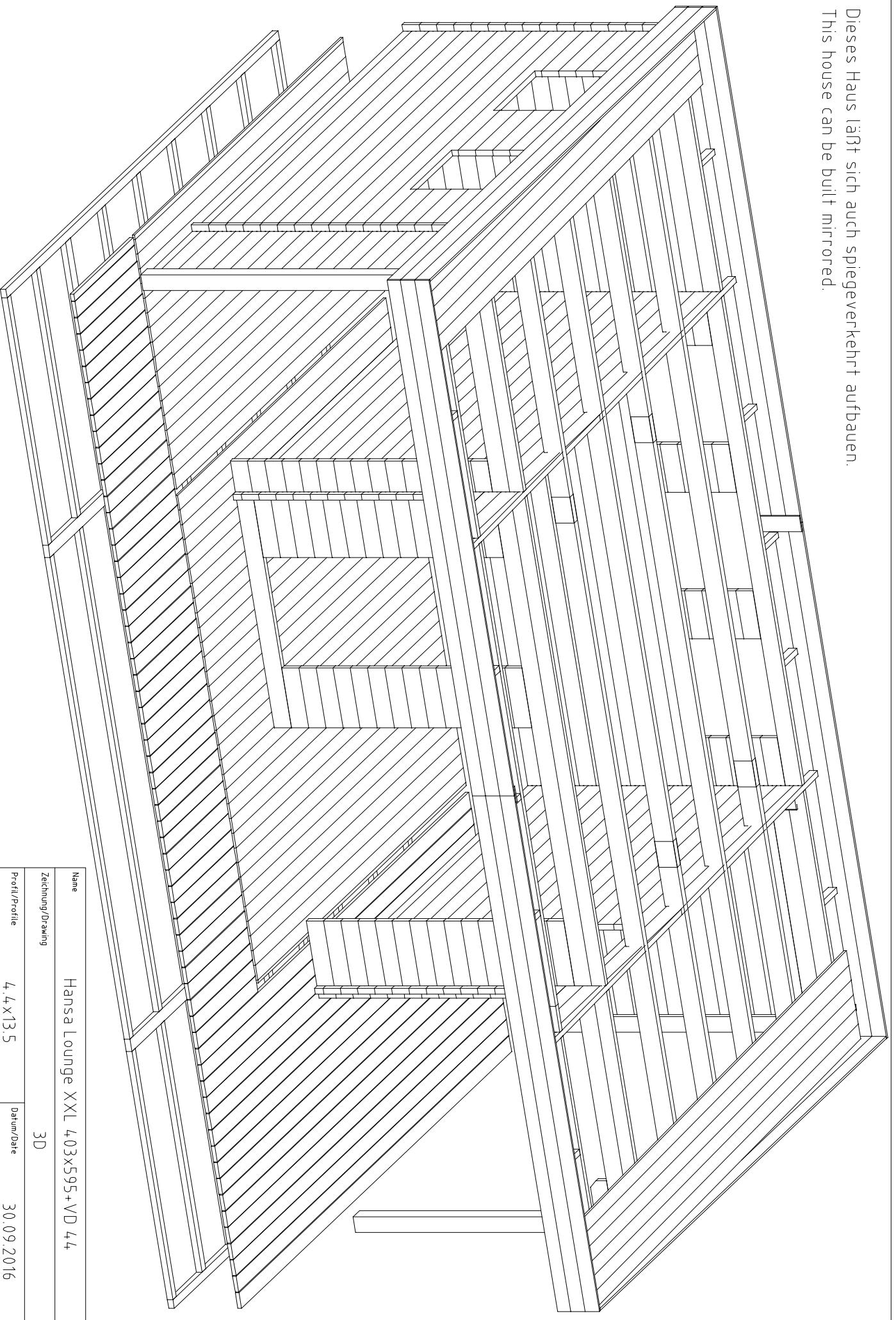


Dieses Haus lässt sich auch spiegelverkehrt aufbauen.
This house can be built mirrored.



Name

Hansa Lounge XXL 403x595+VD 44

Zeichnung/Drawing

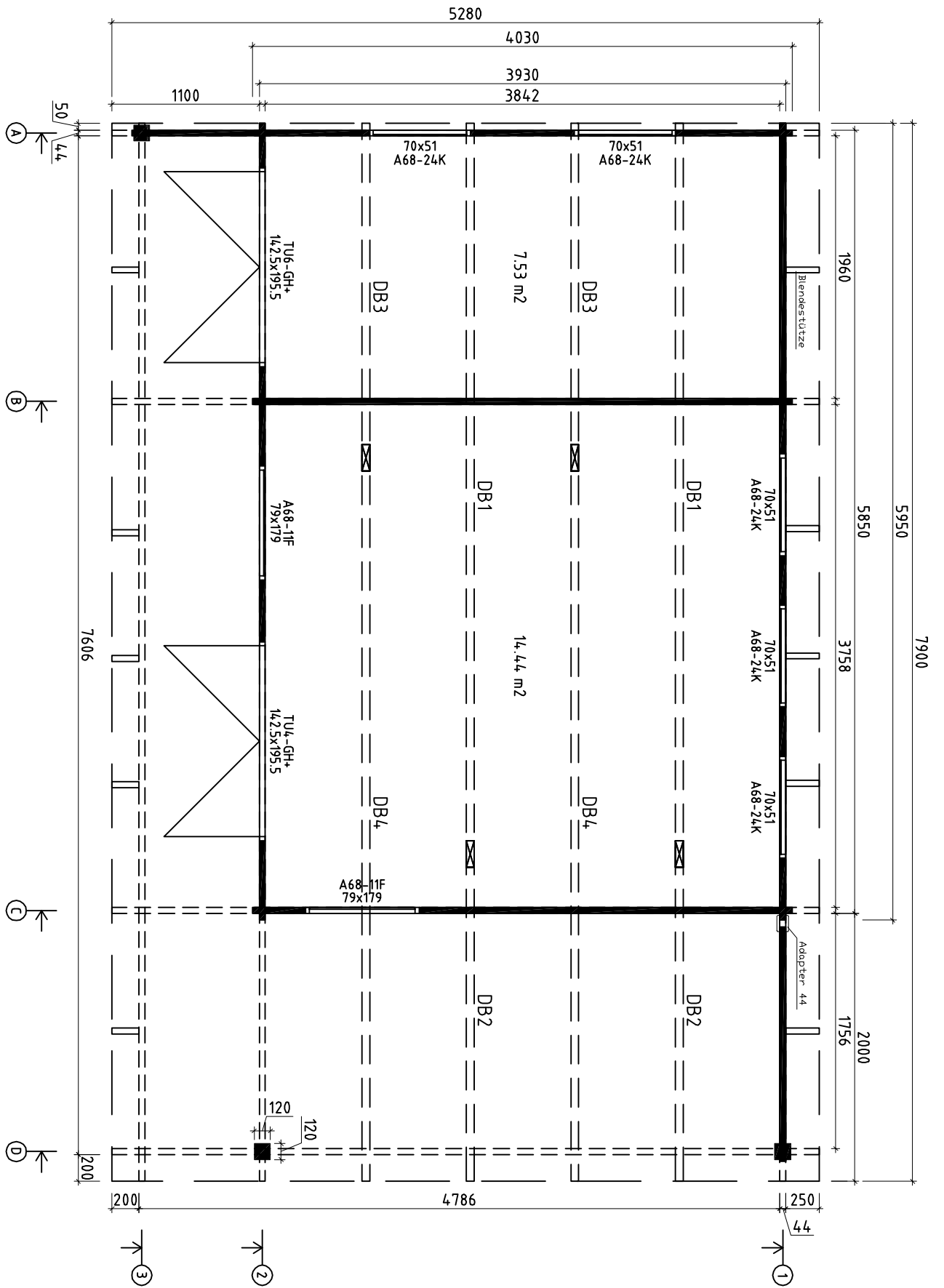
3D

Profil/Profile








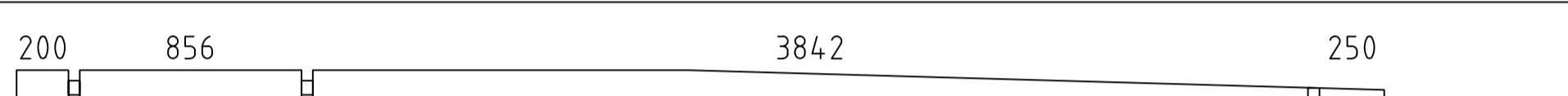
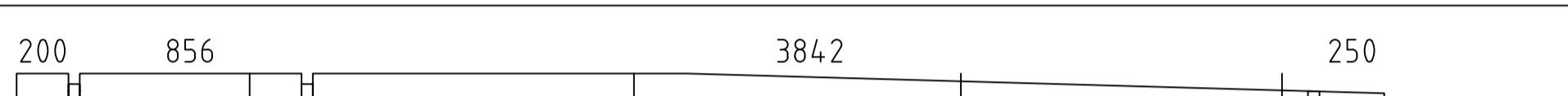
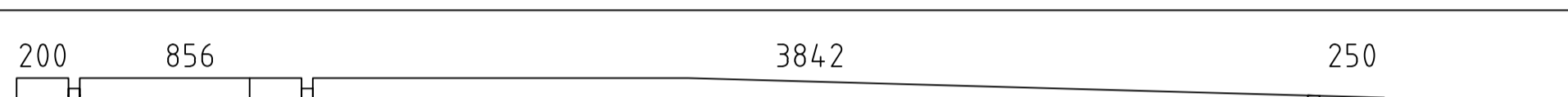
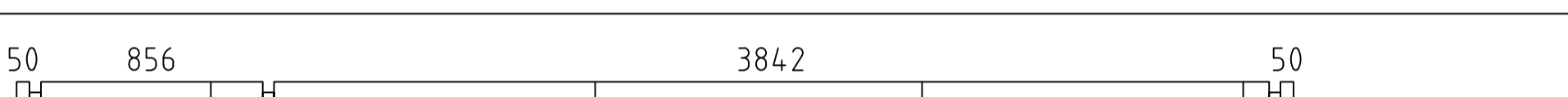
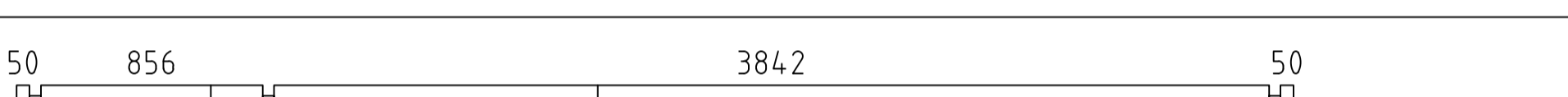
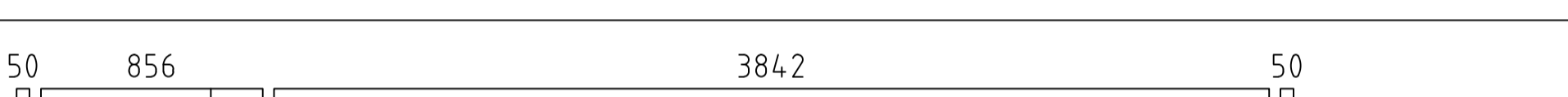

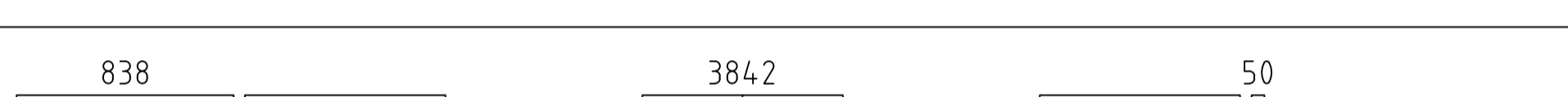
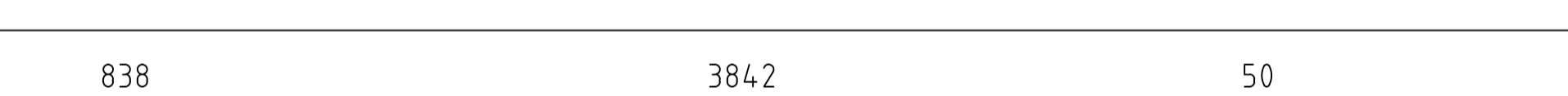
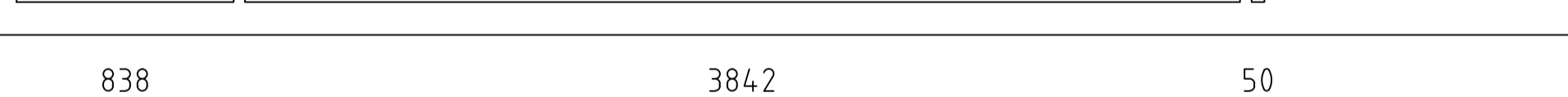








4, 4 x 13,5

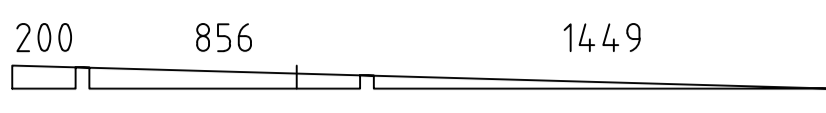
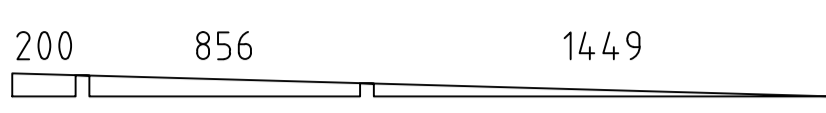
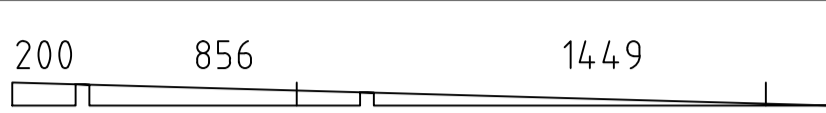
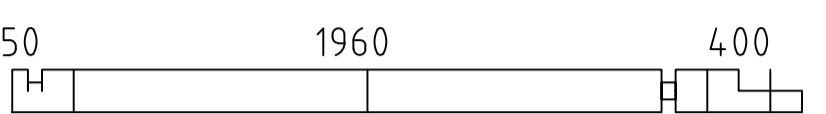
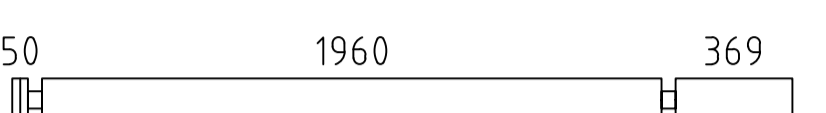


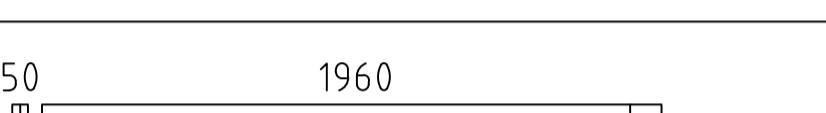



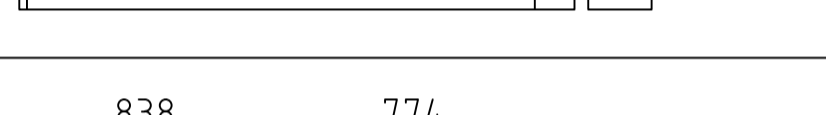

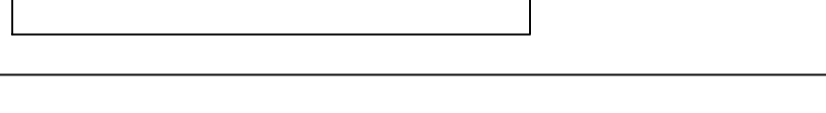











Datum/Date

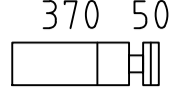
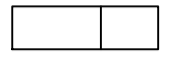
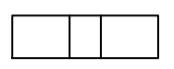
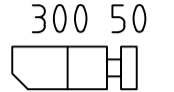
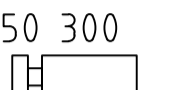
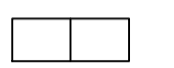
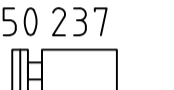








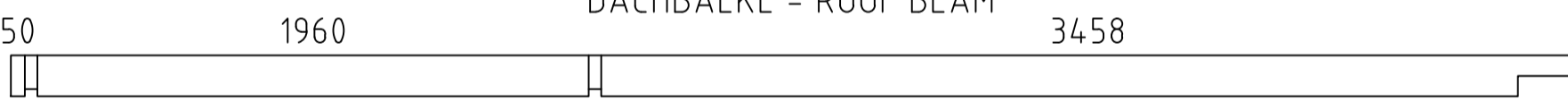



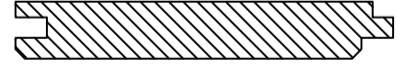
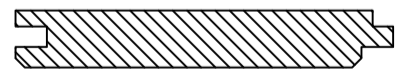
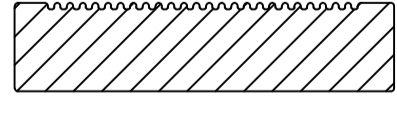
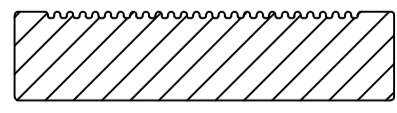
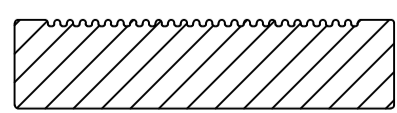
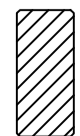
30.09.2016



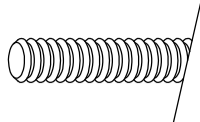
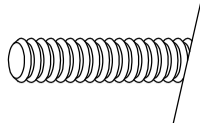
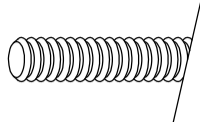
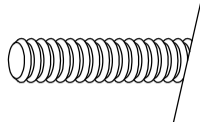
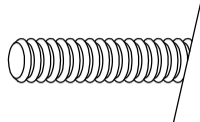

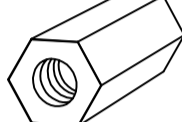
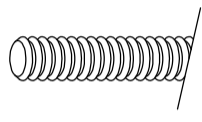




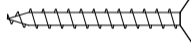
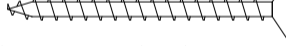
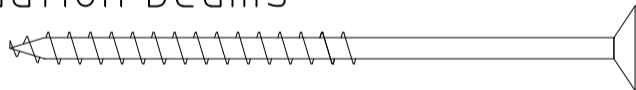
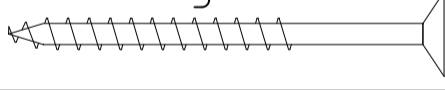
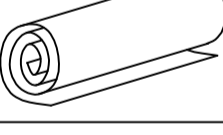
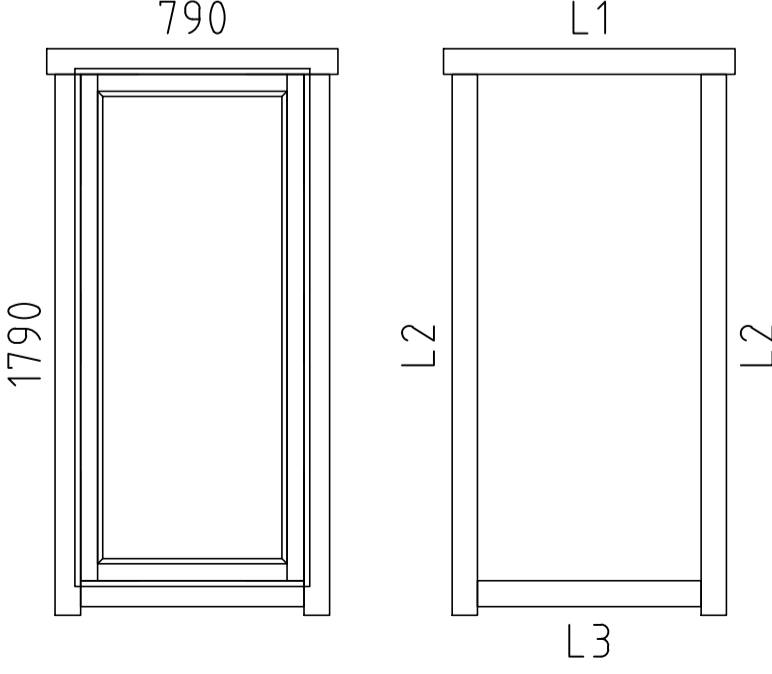
Name	Hansa Lounge XXL 4.03x5.95+VD 4.4
Zeichnung/Drawing	Grundplan/Plan
Profil/Profile	4.4x13.5
Datum/Date	30.09.2016

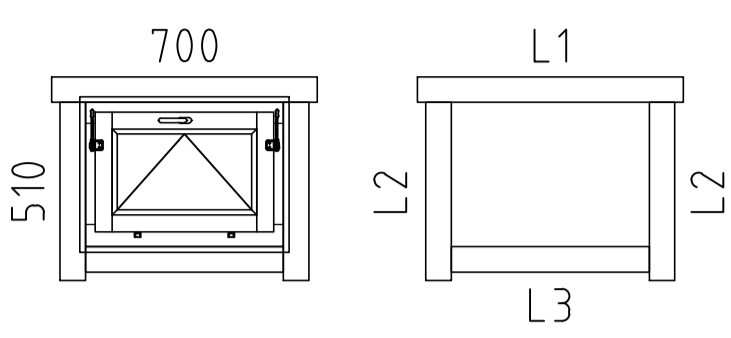

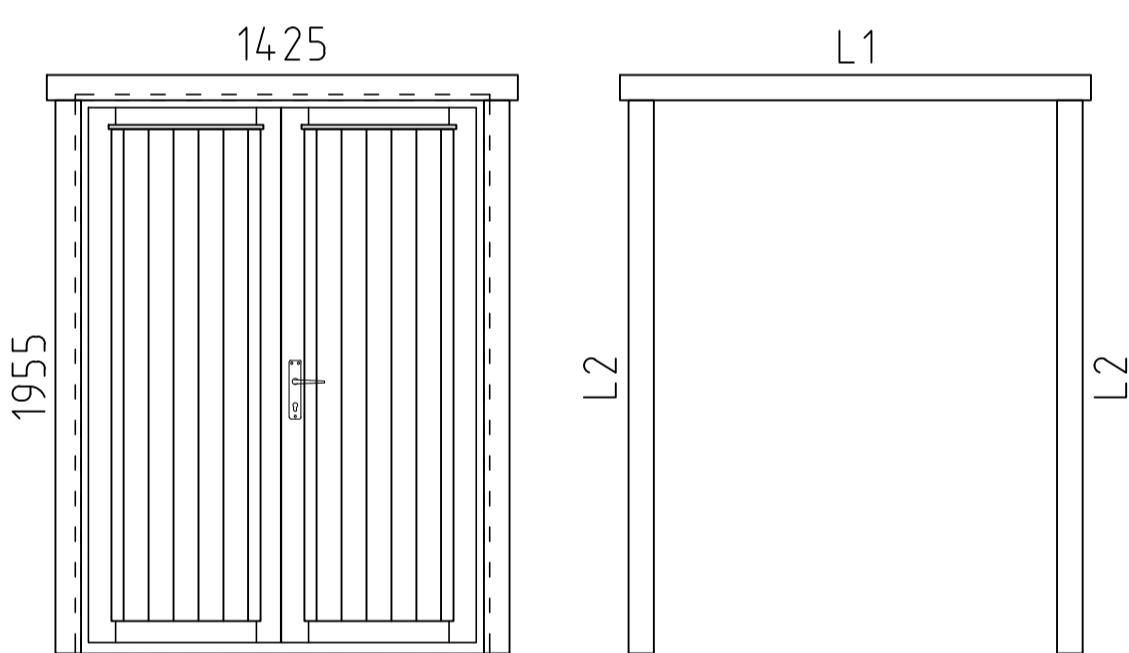
Pos	Teileliste/Specification Hansa Lounge XXL 403x595+VD 44	Stck Pcs.	Profil Profile (mm)	Länge Length (mm)
001		1	44x135	5950
002		10	44x135	5950
003		1	44x110	5878
004		1	44x135	5878
005		1	44x135	5674
006		1	44x135	5656
007		1	44x135	5452
008		1	44x135	5280
009		1	44x135	5280
010		2	44x135	5280
011		1	44x135	4930
012		1	44x135	4930
013		1	44x135	4930
014		1	44x135	4818
015		1	44x135	4818
016		9	44x135	4818
017		1	44x68	4818
018		1	44x135	4430
019		1	44x135	4430
020		2	44x68	4030
021		1	44x135	4030
022		13	44x135	4030
023		5	44x135	2786
024		2	44x135	2786
025		6	44x135	2786

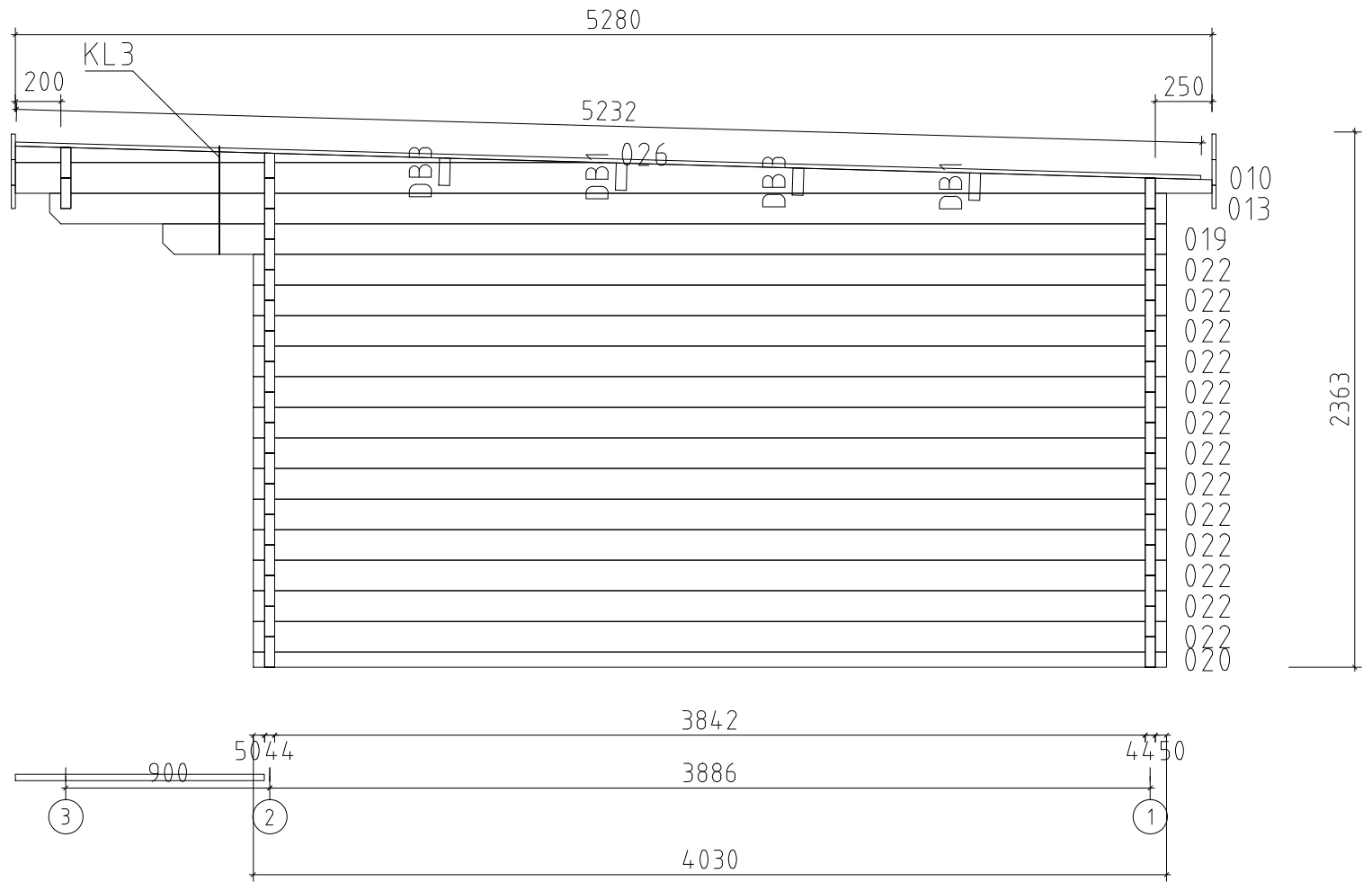
Pos	Teileliste/Specification Hansa Lounge XXL 403x595+VD 44	Stck Pcs.	Profil Profile (mm)	Länge Length (mm)
026		2	44x73	2593
027		1	44x73	2593
028		1	44x73	2593
029		1	44x135	2498
030		4	44x135	2468
031		1	44x135	2444
032		1	44x135	2264
033		1	44x135	2076
034		1	44x135	2055
035		1	44x135	2022
036		1	44x110	2022
037		4	44x135	1656
038		14	44x135	1638
039		4	44x135	868
040		1	44x135	794
041		4	44x135	774
042		1	44x135	743
043		5	44x135	743
044		2	44x135	743
045		6	44x135	743
046		1	44x135	594
047		5	44x135	594
048		2	44x135	594
049		7	44x135	594
050		2	44x135	464

Pos	Teileliste/Specification Hansa Lounge XXL 403x595+VD 44		Stck Pcs.	Profil Profile (mm)	Länge Length (mm)
051			1	44x135	464
052			12	44x135	462
053			2	44x135	462
054			1	44x135	394
055			12	44x135	394
056			8	44x135	369
057			15	44x135	331
FH2	FUNDAMENTHOLZ (imprägniert) - FOUNDATION BEAM (impregnated) 		2	94x44	5020
FH7	FUNDAMENTHOLZ (imprägniert) - FOUNDATION BEAM (impregnated) 		1	94x44	3708
FH8	FUNDAMENTHOLZ (imprägniert) - FOUNDATION BEAM (impregnated) 		1	94x44	1910
FH6	FUNDAMENTHOLZ (imprägniert) - FOUNDATION BEAM (impregnated) 		1	94x44	1904
FH1	FUNDAMENTHOLZ (imprägniert) - FOUNDATION BEAM (impregnated) 		2	65x44	5020
FH4	FUNDAMENTHOLZ (imprägniert) - FOUNDATION BEAM (impregnated) 		8	65x44	3708
FH5	FUNDAMENTHOLZ (imprägniert) - FOUNDATION BEAM (impregnated) 		8	65x44	1910
FH3	FUNDAMENTHOLZ (imprägniert) - FOUNDATION BEAM (impregnated) 		8	65x44	1904
DB1	DACHBALKE - ROOF BEAM 		2	58x145	5556
DB4	DACHBALKE - ROOF BEAM 		2	58x145	5502
DB3	DACHBALKE - ROOF BEAM 		2	58x145	2598
DB2	DACHBALKE - ROOF BEAM 		2	58x145	2544
	DACHBRETTER - ROOF BOARDS 		70+1	113x18	5230
	FUSSBODENBRETTER - FLOOR BOARDS 		52+1	113x18	3835
	TERRASSENBRETTER (imprägniert) - TERRACE BOARDS (impregnated) 		2+1	120x28	5020
	TERRASSENBRETTER (imprägniert) - TERRACE BOARDS (impregnated) 		14	120x28	4985
	TERRASSENBRETTER (imprägniert) - TERRACE BOARDS (impregnated) 		47	120x28	1100
	FUSSBODENLEISTE - FLOOR STRIPS 			18x40	27,0 lfm/rm
Kood	Hansa Lounge XXL 403x595+VD 44		File	Hansa Lounge XXL 403x595+VD 44.dwg	

Pos	Teilleiste/Specification Hansa Lounge XXL 403x595+VD 44					Stck Pcs.	Profil Profile (mm)	Länge Length (mm)
A44-1	ADAPTER 120x82	Obere seite		✓	1	120x82	2100	
BL-1	DACHBLENDEN - PARAPET 330mm				4	18x330	3970	
BL-2	DACHBLENDEN - PARAPET 330mm				2	18x330	5280	
BS-1	DACHBLENDEN- Blendenstützen - PARAPET- Parapet support 44x65				5	44x65	200	
BS-2	DACHBLENDEN- Blendenstützen - PARAPET- Parapet support 44x65				5	44x65	250	
UPB-1	DACHBLENDEN- U-Profil für Blenden - PARAPET- U-Profile			✓		65x44	27,0 lfm/rm	
VL-1	DACHBLENDEN- Verbindungsleisten - PARAPET- connecting strips 330mm				2	120x18	330	
DPL-1	DACHPAPPENLEISTE - ROOFING FELT STRIPS 15x28			✓		15x28	19,0 lfm/rm	
T4-1	TRAUFENLEISTE - EAVES STRIPS 40x18			✓		40x18	16,0 lfm/rm	
SP3-1	STÜTZPFOSTE - SUPPORT POST 120x120	!		✓	1	120x120	1890	
SP3-2	STÜTZPFOSTE - SUPPORT POST 120x120	!		✓	1	120x120	1890	
SP3-3	STÜTZPFOSTE - SUPPORT POST 120x120	!		✓	1	120x120	2095	
SH	SCHLAGHÖLZER - MOUNTING PIECES				3			
VS	VERBINDUNGSSTREIFEN für verbinden der Wandbohlen - Connecting strip for connecting the wall parts				3			
	TÜRSTOPPER - DOORSTOP				1			
VP2	Verstellbare Pfostenstütze - Adjustable post support M16				3	M16		
ML1	Metallstange - Metal bar				2	D10	1280	
ML2	Metallstange - Metal bar				5	D10	1170	
ML3	Metallstange - Metal bar				1	D10	1040	
ML4	Metallstange - Metal bar				3	D10	770	
ML5	Metallstange - Metal bar				2	D10	360	
ML6	Metallstange - Metal bar				2	D10	330	
KL1	Gewindestange - Threaded Rod M8				2	M8	2000	
KL2	Gewindestange - Threaded Rod M8				2	M8	478	
KL3	Gewindestange - Threaded Rod M8				2	M8	453	
Kood	Hansa Lounge XXL 403x595+VD 44				File	Hansa Lounge XXL 403x595+VD 4.4.dwg		

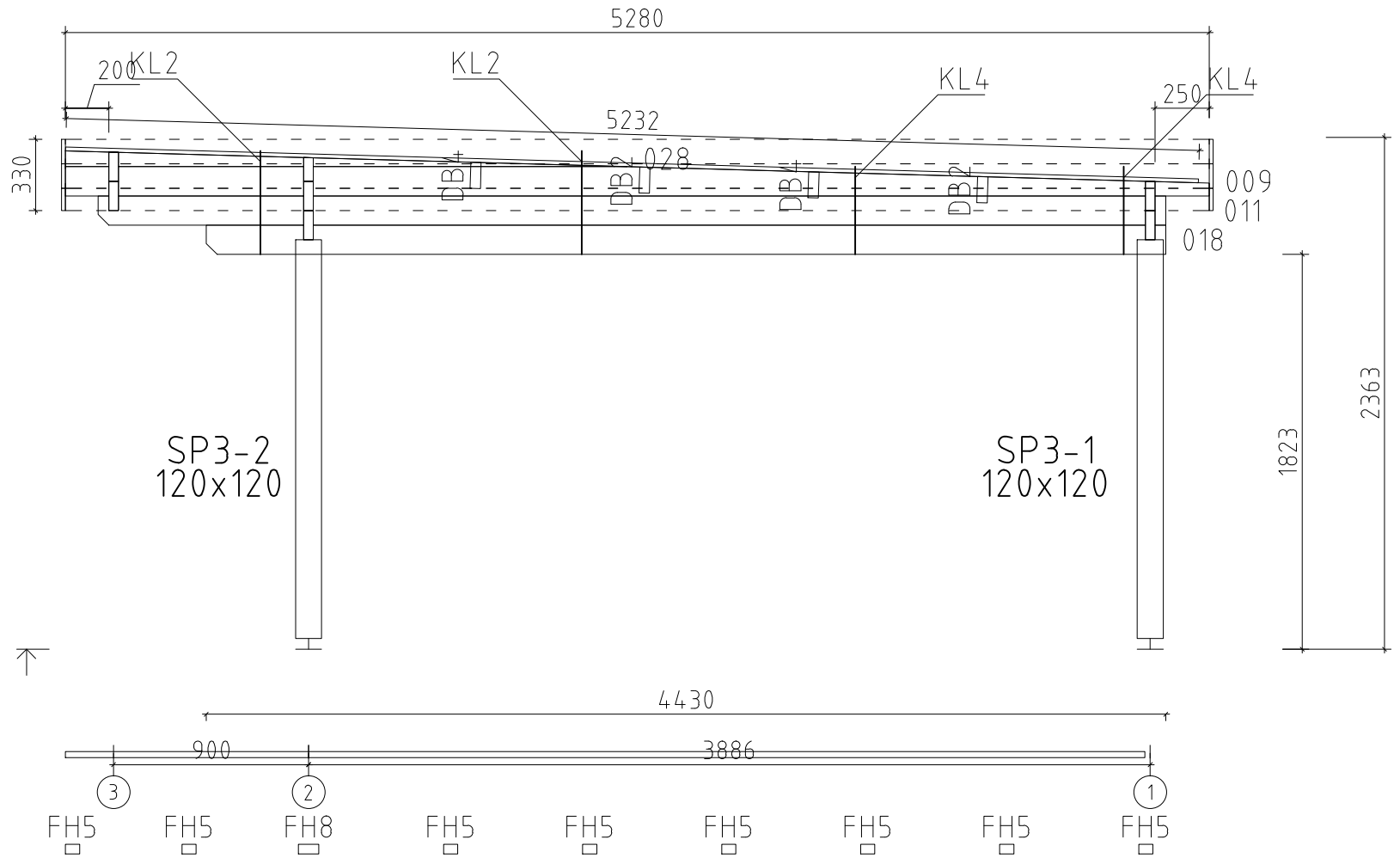
Pos	Teileliste/Specification Hansa Lounge XXL 403x595+VD 44		Stck Pcs.	Profil Profile (mm)	Länge Length (mm)
KL4	Gewindestange - Threaded Rod M8		2	M8	405
KL5	Gewindestange - Threaded Rod M8		1	M8	380
KL6	Gewindestange - Threaded Rod M8		1	M8	300
KL7	Gewindestange - Threaded Rod M8		11	M8	270
KL8	Gewindestange - Threaded Rod M8		1	M8	160
	Mutter - nut M8 U-Scheibe - washer Ø25		40	M8	
	Befestigungsmutter - fixing nut M8		2	M8	
KL9	Gewindestange - Threaded Rod M12 für Dachbalken for roof beams		8	M12	145
	Mutter - nut M12 U-Scheibe - washer Ø30 für Dachbalken for roof beams		16	M12	
NG3	DACHPAPPNÄGEL - ROOFING NAILS 2.0x18		940		
NG1	NÄGEL - NAILS 2.5x50 Dachbretter - Roof boards Fussbodenbretter - Floor boards		1708		
NG2	NÄGEL - NAILS 2.5x60 Terrassenbretter - Terrace boards		630		
SR01	SCHRAUBEN - SCREWS 3.0x30 Traufenleiste - Eaves strips Fussbodenleiste - Floor strips Dachpappenleiste - Roofing felt strips Verbindungsleisten - connecting strips Türstopper - Doorstop		196		
SR03	SCHRAUBEN - SCREWS 3.5x45 U-Profil - U-Profile Fenster- und Türleisten - Window and door strips		274		
SR11	SCHRAUBEN - SCREWS 5.0x100 Fundamenthölzer - Foundation beams		124		
SR10	SCHRAUBEN - SCREWS 5.0x70 Blendenbefestigung - Parapet fastening		92		
	DACHPAPPE - ROOFING FELT			8,6m-7st.	61,0 lfm/rm
	<p>FENSTER/WINDOW 790x1790</p>  <p>A68-11F</p> <p>L1 18x90 L=1030mm 2 Stck./Pcs. L2 18x90 L=1910mm 4 Stck./Pcs. L3 18x90 L=790mm 2 Stck./Pcs. ✓</p>		2		
Kood	Hansa Lounge XXL 403x595+VD 44	File	Hansa Lounge XXL 403x595+VD 44.dwg		

Pos	Teileliste/Specification Hansa Lounge XXL 403x595+VD 44	Stck Pcs.	Profil Profile (mm)	Länge Length (mm)												
	<p style="text-align: center;">FENSTER/WINDOW 700x510</p>  <p style="text-align: center;">A68-24K</p> <table border="0" style="margin-left: auto; margin-right: auto;"> <tr> <td>L1</td> <td>18x90</td> <td>L=940mm</td> <td>2 Stck./Pcs.</td> </tr> <tr> <td>L2</td> <td>18x90</td> <td>L=630mm</td> <td>4 Stck./Pcs.</td> </tr> <tr> <td>L3</td> <td>18x90</td> <td>L=700mm</td> <td>2 Stck./Pcs.✓</td> </tr> </table>	L1	18x90	L=940mm	2 Stck./Pcs.	L2	18x90	L=630mm	4 Stck./Pcs.	L3	18x90	L=700mm	2 Stck./Pcs.✓	5		
L1	18x90	L=940mm	2 Stck./Pcs.													
L2	18x90	L=630mm	4 Stck./Pcs.													
L3	18x90	L=700mm	2 Stck./Pcs.✓													
	<p style="text-align: center;">TÜR/DOOR 1425x1955</p>  <p style="text-align: center;">TU4-GH+</p> <table border="0" style="margin-left: auto; margin-right: auto;"> <tr> <td>L1</td> <td>18x90</td> <td>L=1665mm</td> <td>2 Stck./Pcs.</td> </tr> <tr> <td>L2</td> <td>18x90</td> <td>L=1955mm</td> <td>4 Stck./Pcs.✓</td> </tr> </table> <p style="text-align: center;">DIN rechts/right handed</p>	L1	18x90	L=1665mm	2 Stck./Pcs.	L2	18x90	L=1955mm	4 Stck./Pcs.✓	1						
L1	18x90	L=1665mm	2 Stck./Pcs.													
L2	18x90	L=1955mm	4 Stck./Pcs.✓													
	<p style="text-align: center;">TÜR/DOOR 1425x1955</p>  <p style="text-align: center;">TU6-GH+</p> <table border="0" style="margin-left: auto; margin-right: auto;"> <tr> <td>L1</td> <td>18x90</td> <td>L=1665mm</td> <td>2 Stck./Pcs.</td> </tr> <tr> <td>L2</td> <td>18x90</td> <td>L=1955mm</td> <td>4 Stck./Pcs.✓</td> </tr> </table> <p style="text-align: center;">DIN rechts/right handed</p>	L1	18x90	L=1665mm	2 Stck./Pcs.	L2	18x90	L=1955mm	4 Stck./Pcs.✓	1						
L1	18x90	L=1665mm	2 Stck./Pcs.													
L2	18x90	L=1955mm	4 Stck./Pcs.✓													
	<p>✓ - Bitte selber anpassen (falls nötig)! / Cut into length on site (if needed)!</p>															



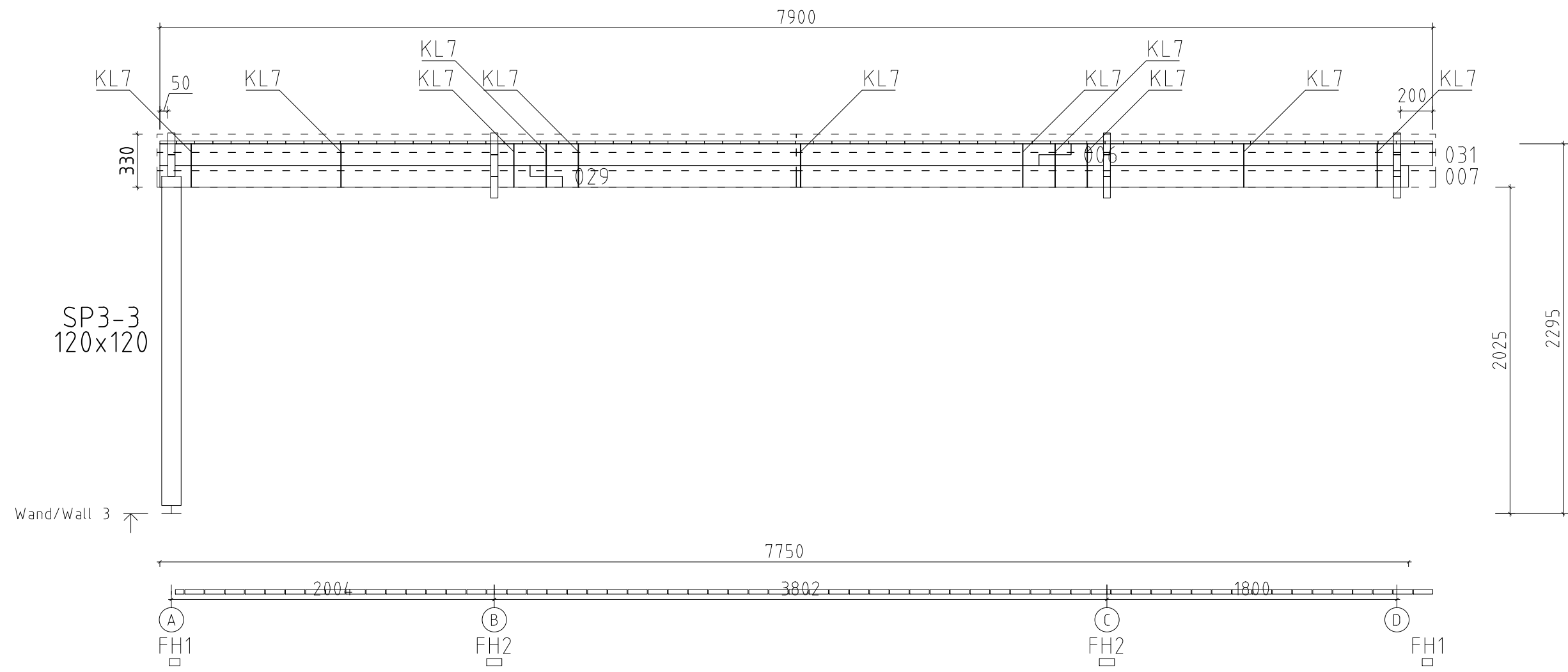
Wand/Wall B ↗

Name	Hansa Lounge XXL 403x595+VD 44		
Zeichnung/Drawing	WAND/WALL B		
Profil/Profile	4.4x13.5	Datum/Date	30.09.2016

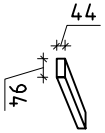
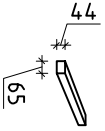
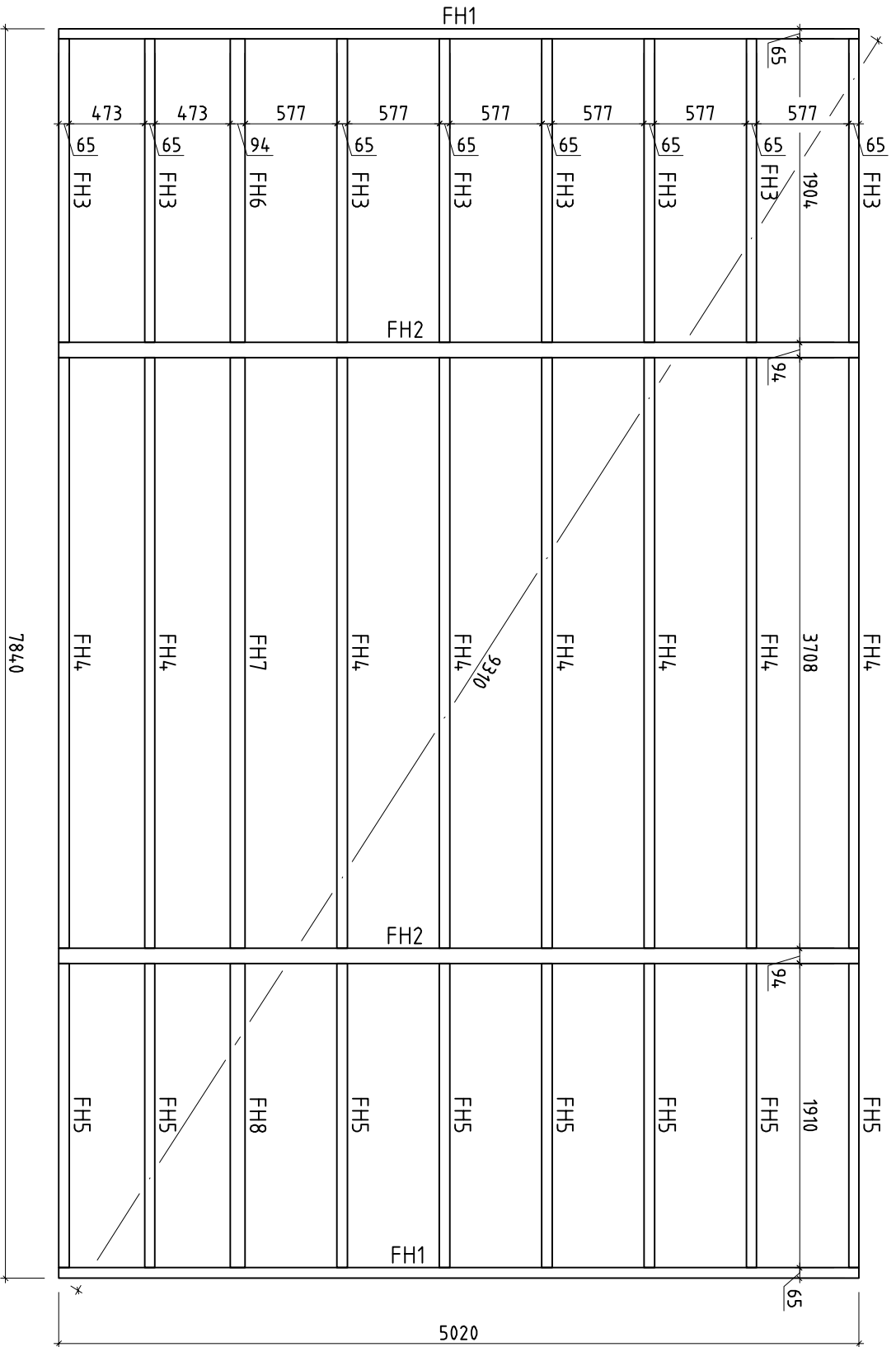


Wand/Wall D ↗

Name	Hansa Lounge XXL 403x595+VD 44		
Zeichnung/Drawing	WAND/WALL D		
Profil/Profile	4.4x13.5	Datum/Date	30.09.2016



Name	Hansa Lounge XXL 403x595+VD 44		
Zeichnung/Drawing	WAND/WALL 3		
Profil/Profile	4.4x13.5	Datum/Date	30.09.2016



Name	Hansa Lounge XXL 403x595+VD 44		
Zzeichnung/Drawing	Lagerholzplan/Foundation plan		
Profil/Profile	4, 4 x 13,5	Datum/Date	30.09.2016