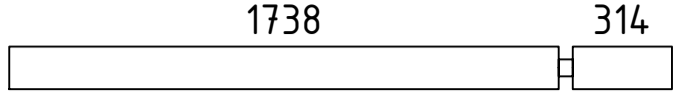
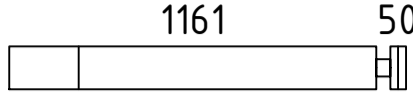
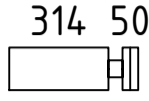
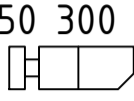
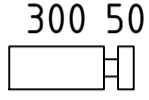
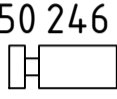
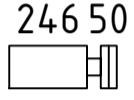
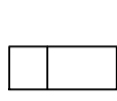
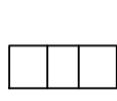
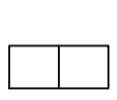








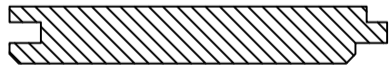
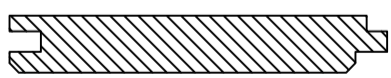
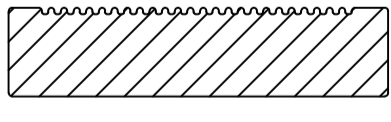
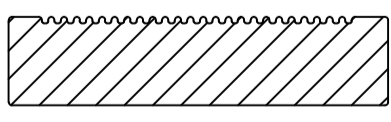
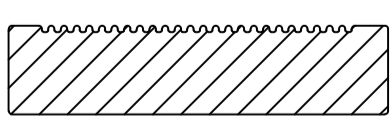
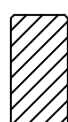


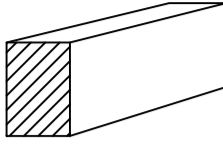
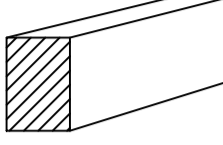
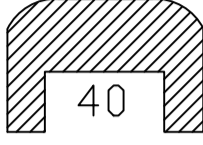

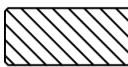
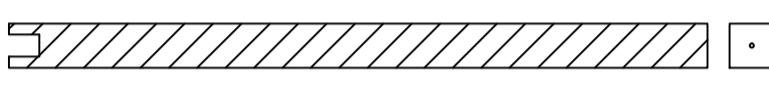
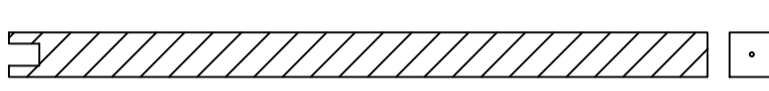
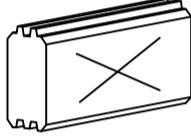
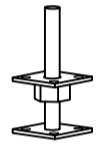



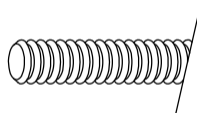
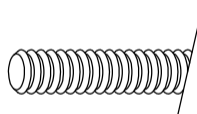
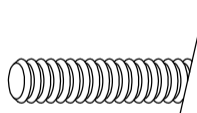
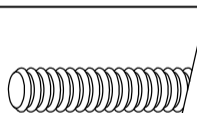
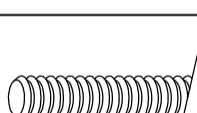
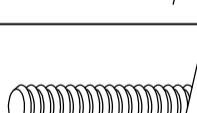
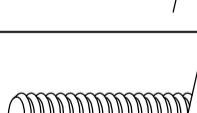

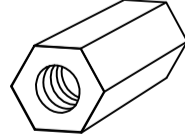





Pos	Teileliste/Specification Hansa Lounge 408x308+VD 44	Stck. Pcs.	Profil Profile (mm)	Länge Length (mm)
001		1	44x135	5230
002		1	44x135	5230
003		1	44x135	5230
004		1	44x135	5030
005		1	44x112	5030
006		1	44x135	5030
007		1	44x135	4880
008		1	44x135	4880
009		1	44x135	4880
010		1	44x135	4880
011		1	44x135	4880
012		14	44x135	4768
013		1	44x68	4768
014		1	44x135	4768
015		10	44x135	4768
016		1	44x135	4080
017		1	44x135	4080
018		1	44x68	4080
019		6	44x135	2836
020		2	44x135	2836
021		5	44x135	2836
022		1	44x73	2568
023		1	44x73	2568
024		1	44x73	2568
025		1	44x135	2208

Pos	Teileliste/Specification Hansa Lounge 408x308+VD 44	Stck. Pcs.	Profil Profile (mm)	Länge Length (mm)
026		3	44x135	2096
027		1	44x135	1255
028		4	44x135	408
029		1	44x135	394
030		13	44x135	394
031		15	44x135	340
032		14	44x135	340
033		12	44x135	340
034		2	44x135	340
035		4	44x135	314
FH5	FUNDAMENTHOLZ (imprägniert) - FOUNDATION BEAM (impregnated) 	1	94x44	4840
FH7	FUNDAMENTHOLZ (imprägniert) - FOUNDATION BEAM (impregnated) 	1	94x44	3836
FH1	FUNDAMENTHOLZ (imprägniert) - FOUNDATION BEAM (impregnated) 	2	65x44	4970
FH6	FUNDAMENTHOLZ (imprägniert) - FOUNDATION BEAM (impregnated) 	3	65x44	4840
FH3	FUNDAMENTHOLZ (imprägniert) - FOUNDATION BEAM (impregnated) 	5	65x44	2836
FH2	FUNDAMENTHOLZ (imprägniert) - FOUNDATION BEAM (impregnated) 	5	65x44	1910
FH4	FUNDAMENTHOLZ (imprägniert) - FOUNDATION BEAM (impregnated) 	1	65x44	1485
DB1	DACHBALKE - ROOF BEAM 	4	58x155	5030
	DACHBRETTER - ROOF BOARDS 	45+1	113x18	5180
	FUSSBODENBRETTER - FLOOR BOARDS 	26+1	113x18	3885
	TERRASSENBRETTER (imprägniert) - TERRACE BOARDS (impregnated) 	2+1	120x28	4970
	TERRASSENBRETTER (imprägniert) - TERRACE BOARDS (impregnated) 	14	120x28	4935
	TERRASSENBRETTER (imprägniert) - TERRACE BOARDS (impregnated) 	24	120x28	1000
	FUSSBODENLEISTE - FLOOR STRIPS  ✓		18x40	14,0 lfm/rm
BL-1	DACHBLENDEN - PARAPET 330mm 	2	18x330	5066

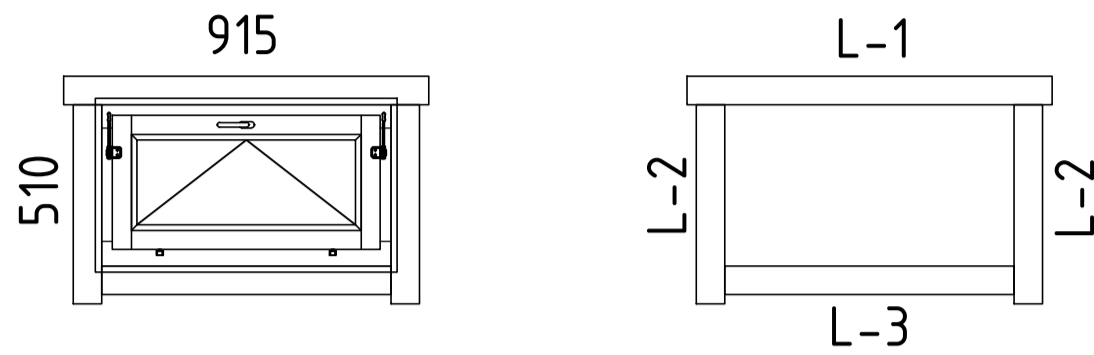
Pos	Teileliste/Specification Hansa Lounge 408x308+VD 44		Stck. Pcs.	Profil Profile (mm)	Länge Length (mm)
BL-2	DACHBLENDEN - PARAPET 330mm		2	18x330	5230
BS-1	DACHBLENDEN- Blendenstützen - PARAPET- Parapet support 44x65		3	44x65	200
BS-2	DACHBLENDEN- Blendenstützen - PARAPET- Parapet support 44x65		3	44x65	250
UPB-1	DACHBLENDEN- U-Profil für Blenden - PARAPET- U-Profile		✓	65x44	21,0 lfm/rm
DPL-1	DACHPAPPENLEISTE - ROOFING FELT STRIPS 15x28		✓	15x28	16,0 lfm/rm
T4-1	TRAUFENLEISTE - EAVES STRIPS 40x18		✓	40x18	10,0 lfm/rm
SP3-1	STÜTZPFOSTE - SUPPORT POST 120x120	! 	✓	120x120	1890
SP3-2	STÜTZPFOSTE - SUPPORT POST 120x120	! 	✓	120x120	2025
SH	SCHLAGHÖLZER - MOUNTING PIECES		3		
VP2	Verstellbare Pfostenstütze - Adjustable post support M16		3	M16	
ML1	Metallstange - Metal bar		3	D10	1170
ML2	Metallstange - Metal bar		1	D10	1040
ML3	Metallstange - Metal bar		1	D10	770
KL1	Gewindestange - Threaded Rod M8		2	M8	2000
KL2	Gewindestange - Threaded Rod M8		1	M8	478
KL3	Gewindestange - Threaded Rod M8		2	M8	405
KL4	Gewindestange - Threaded Rod M8		1	M8	382
KL5	Gewindestange - Threaded Rod M8		2	M8	343
KL6	Gewindestange - Threaded Rod M8		1	M8	302
KL7	Gewindestange - Threaded Rod M8		1	M8	190
	Mutter - nut M8 U-Scheibe - washer Ø25		16	M8	
	Befestigungsmutter - fixing nut M8		2	M8	
NG3	DACHPAPPNÄGEL - ROOFING NAILS 2.0x18		640		
NG1	NÄGEL - NAILS 2.5x50	Dachbretter - Roof boards Fussbodenbretter - Floor boards		994	
NG2	NÄGEL - NAILS 2.5x60	Terrassenbretter - Terrace boards		440	
Kood	Hansa Lounge 408x308+VD	Material	File	Hansa Lounge 408x308+VD	44/41 dwg 3/4



# Spezifikation für Fenster und Türen

Hansa Lounge 408x308+VD 44

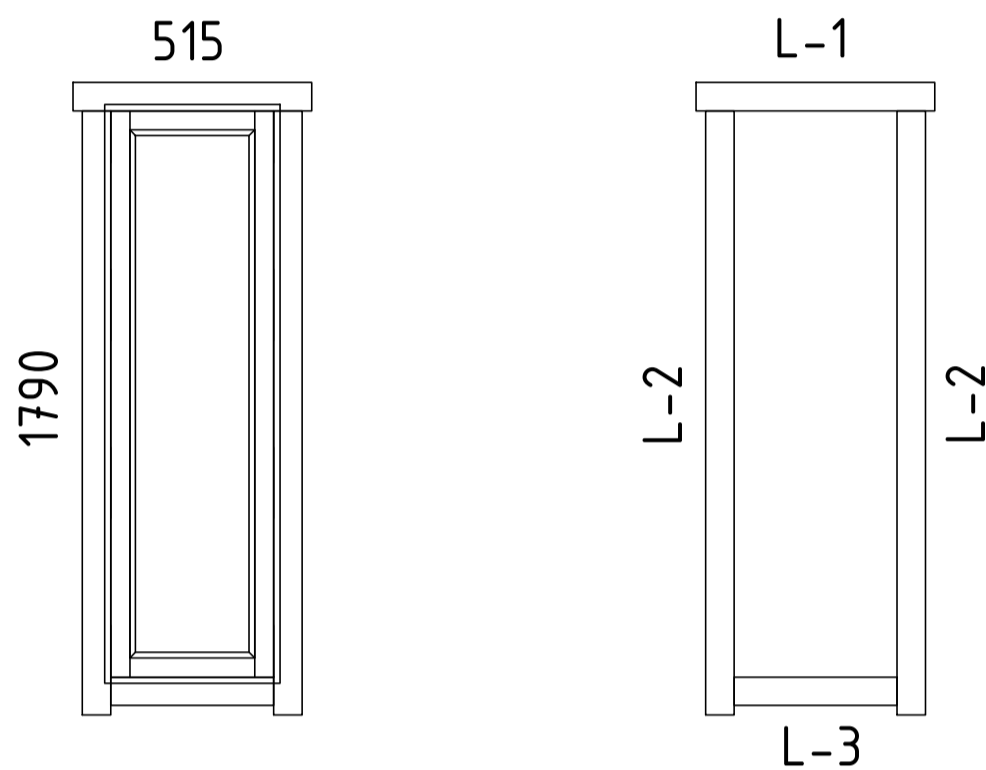
FENSTER/WINDOW 915x510 A68-15K 2 Stck./Pcs.



Die Leisten für eine Fenster/Strips for 1 window

L-1	18x90	L=1155mm	2 Stck./Pcs.
L-2	18x90	L=630mm	4 Stck./Pcs.
L-3	18x90	L=915mm	2 Stck./Pcs.✓

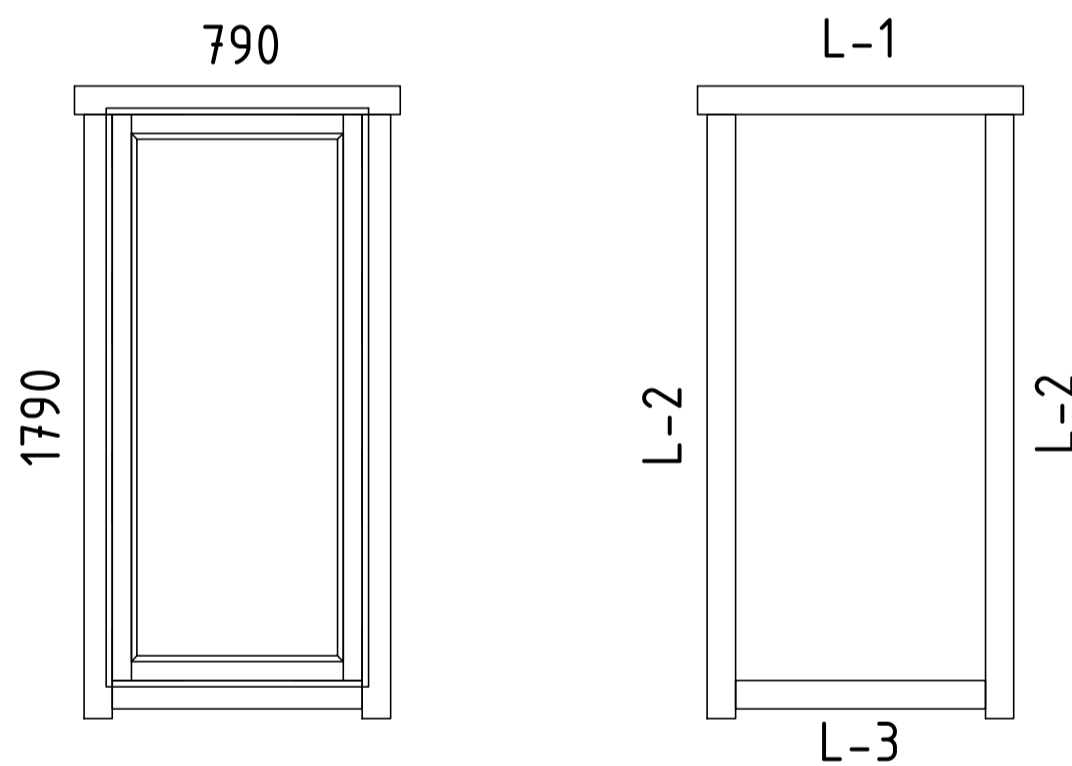
FENSTER/WINDOW 515x1790 A68-10F 1 Stck./Pcs.



Die Leisten für eine Fenster/Strips for 1 window

L-1	18x90	L=755mm	2 Stck./Pcs.
L-2	18x90	L=1910mm	4 Stck./Pcs.
L-3	18x90	L=515mm	2 Stck./Pcs.✓

FENSTER/WINDOW 790x1790 A68-11F 1 Stck./Pcs.



Die Leisten für eine Fenster/Strips for 1 window

L-1	18x90	L=1030mm	2 Stck./Pcs.
L-2	18x90	L=1910mm	4 Stck./Pcs.
L-3	18x90	L=790mm	2 Stck./Pcs.✓

TÜR/DOOR 1425x1955 TU4-GH+ 1 Stck./Pcs. DIN rechts/right handed



Die Leisten für eine Tür/Strips for 1 door

L-1	18x90	L=1665mm	2 Stck./Pcs.
L-2	18x90	L=1955mm	4 Stck./Pcs.✓

✓ - Bitte selber anpassen