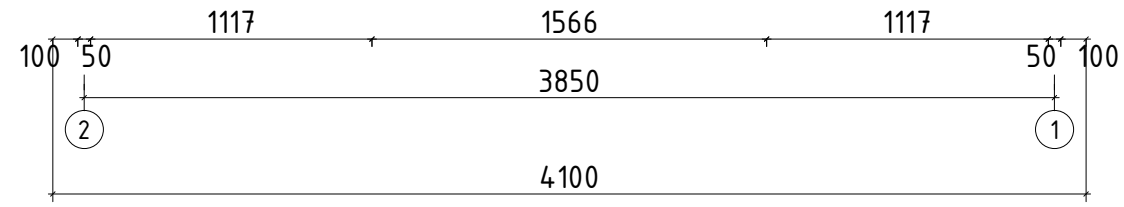



Wand/Wall A ↗



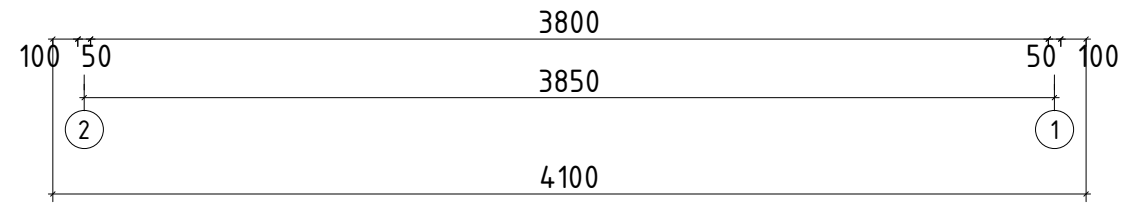
FH3 □

FH3 □

Name				Sevilla A 410x410+VD_50	
Zeichnung/Drawing				WAND/WALL A	
Blatt/Sheet	2	Profil/Profile	5.0x13	Datum/Date	21.07.2016



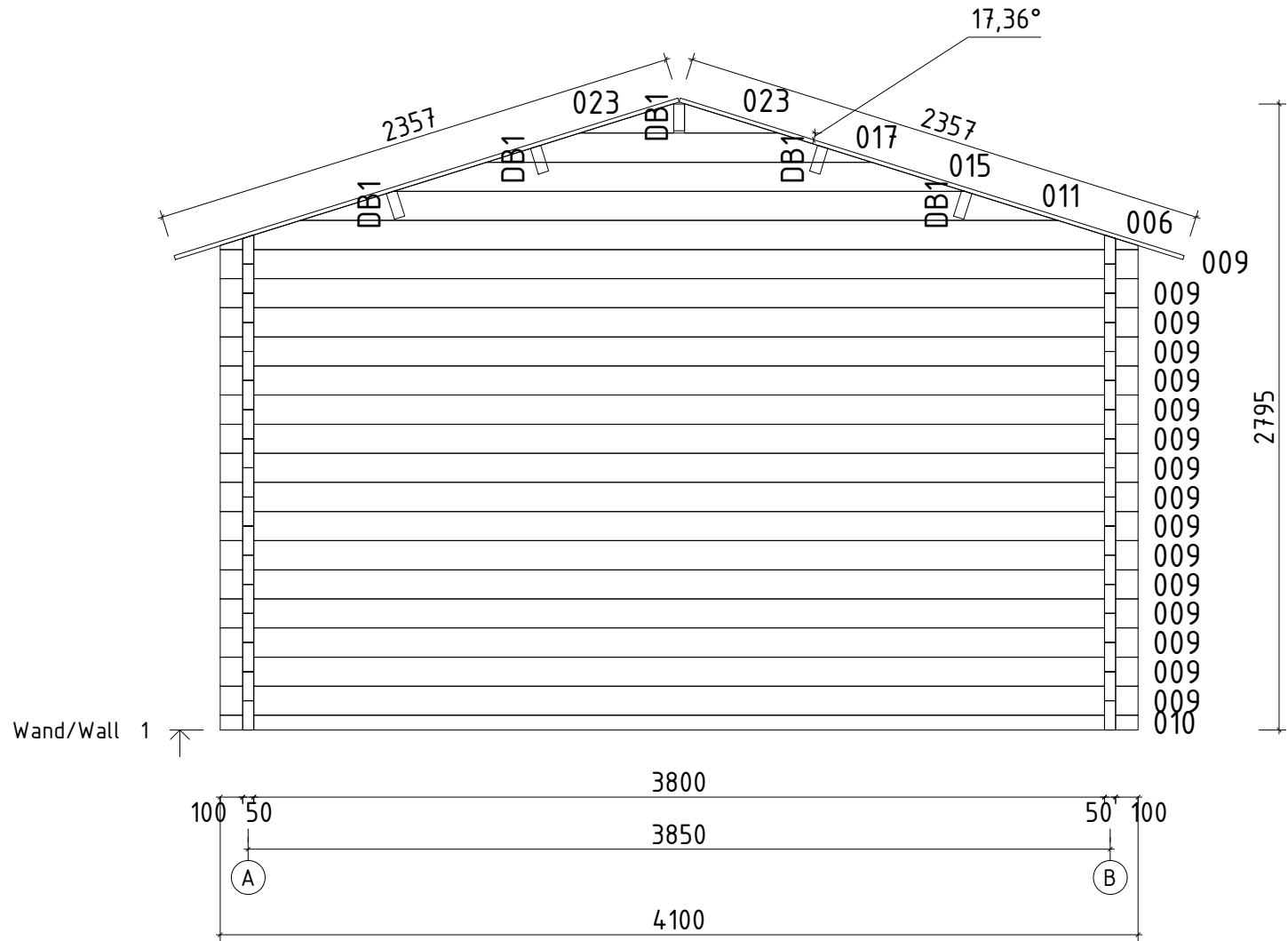
Wand/Wall B ↗



FH3 □

FH3 □

Name		Sevilla A 410x410+VD_50	
Zeichnung/Drawing		WAND/WALL B	
Blatt/Sheet	3	Profil/Profile	5.0x13
		Datum/Date	21.07.2016



Name		Sevilla A 410x410+VD_50	
Zeichnung/Drawing		WAND/WALL 1	
Blatt/Sheet	4	Profil/Profile	5.0x13
Datum/Date		21.07.2016	

