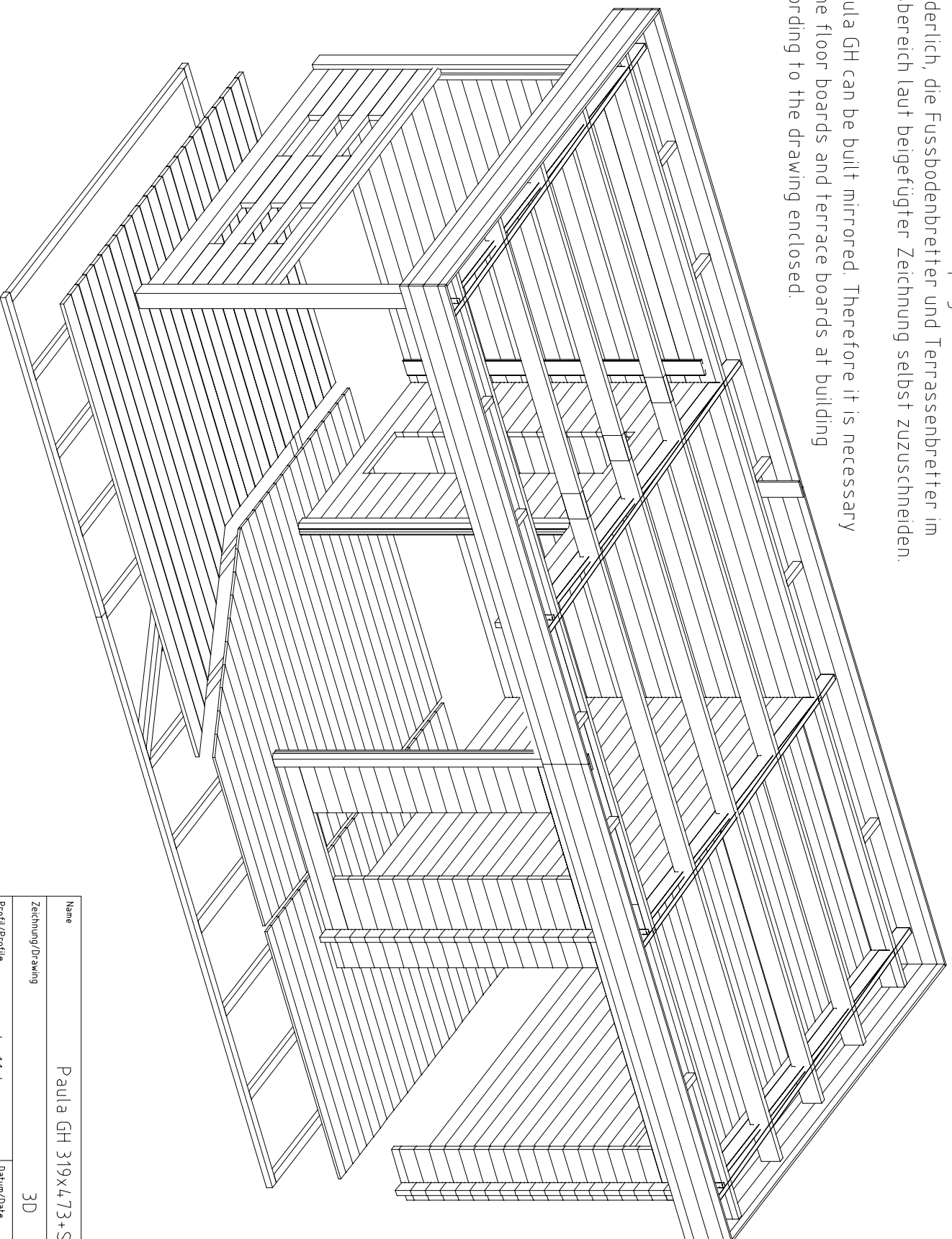


Das Haus Paula GH lässt sich auch spiegelverkehrt aufbauen. Darum ist es erforderlich, die Fußbodenbretter und Terrassenbretter im Eingangsbereich laut beigefügter Zeichnung selbst zuzuschneiden.

Cabin Paula GH can be built mirrored. Therefore it is necessary to cut the floor boards and terrace boards at building site according to the drawing enclosed.



Name

Paula GH 319x473+SD 4.0

Zeichnung/Drawing

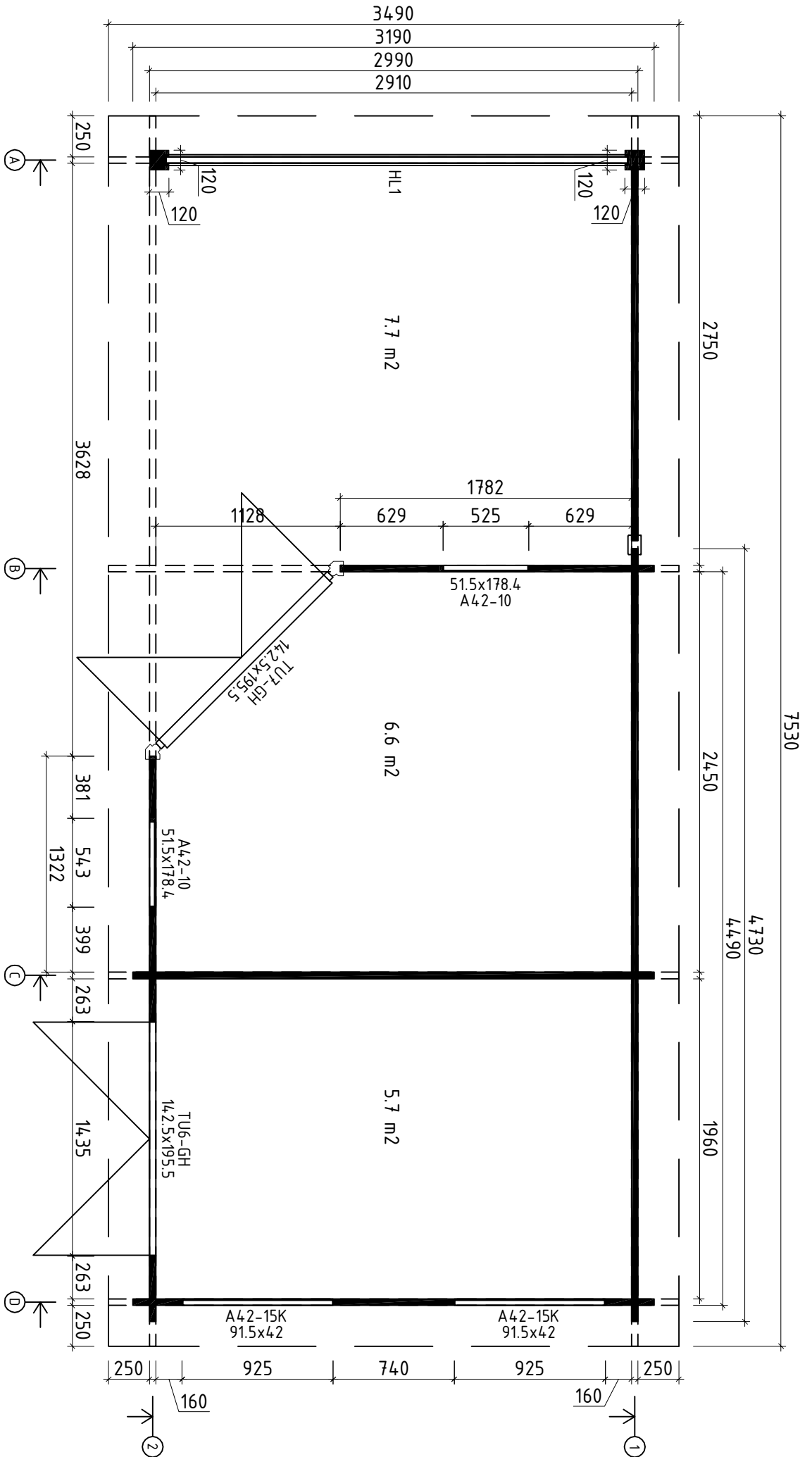
3D

Profil/Profile

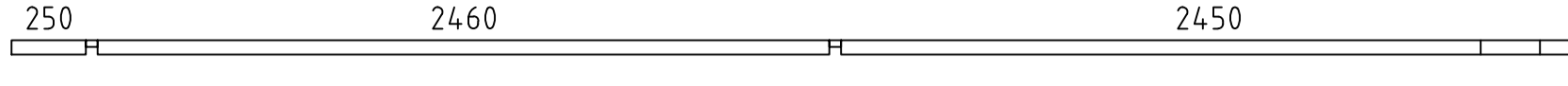
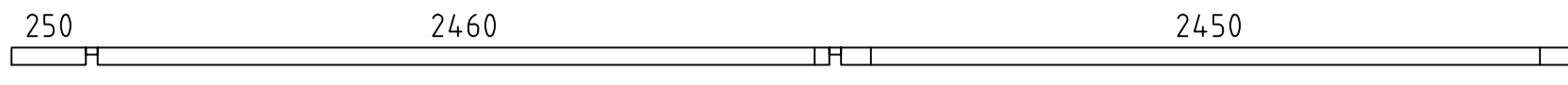











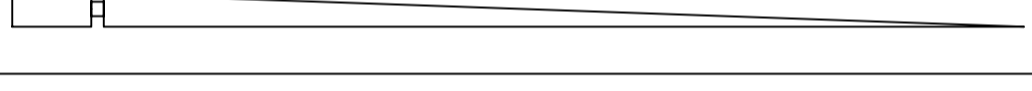




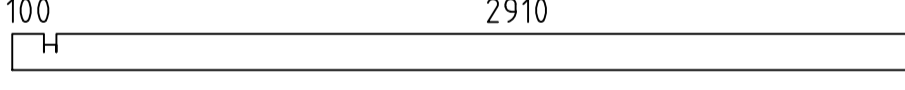


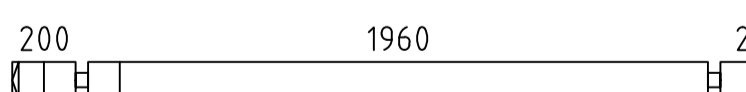


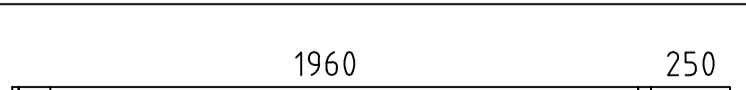
4x11,4

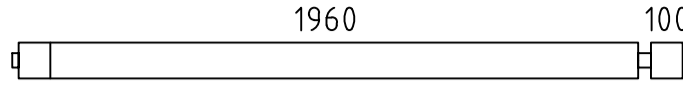
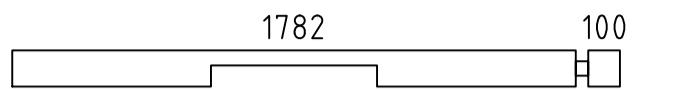
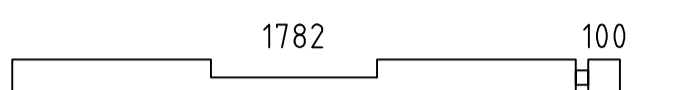
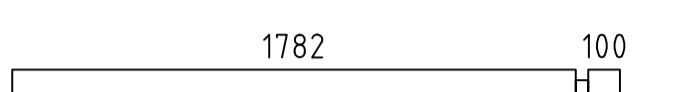




















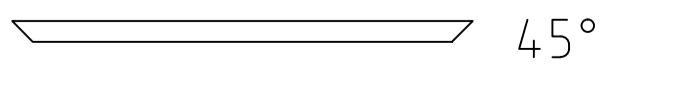
Datum/Date


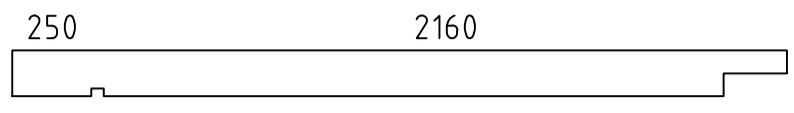
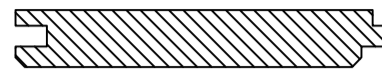

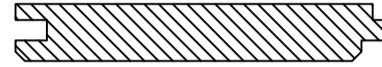
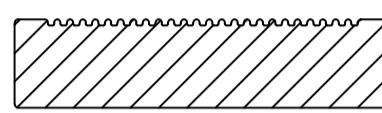


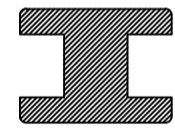
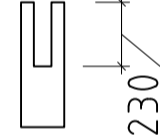

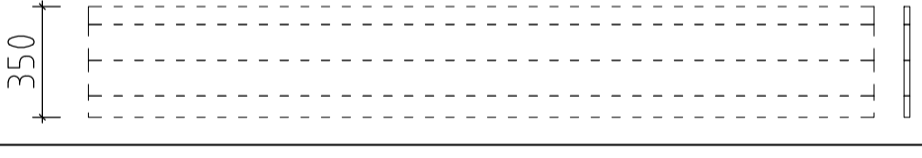
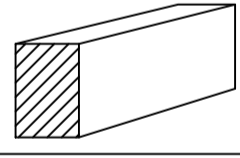
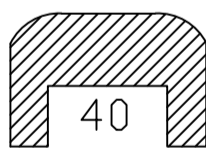
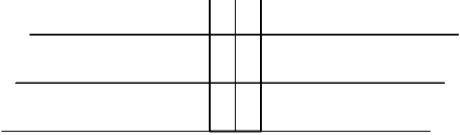

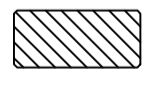
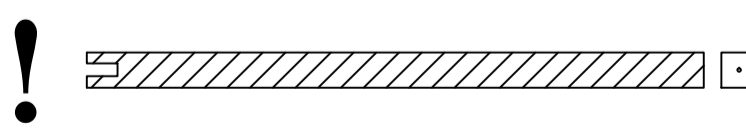
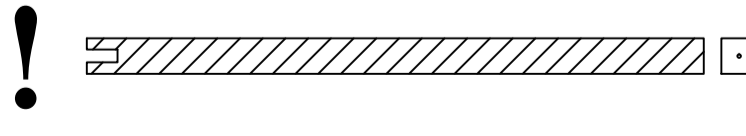


02.05.2017

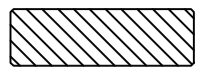

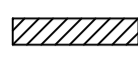
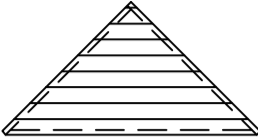
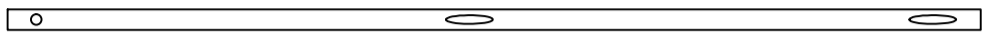
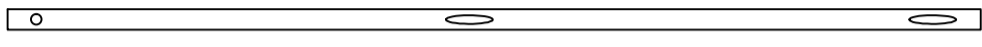
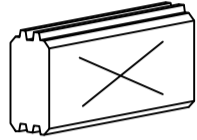
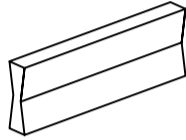
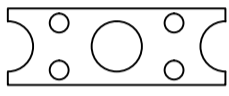
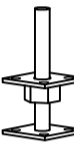
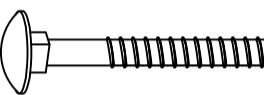
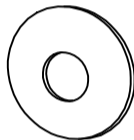
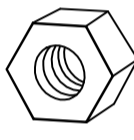


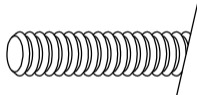
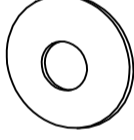




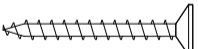

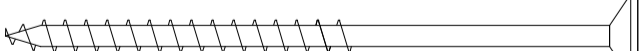

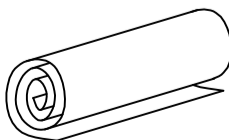


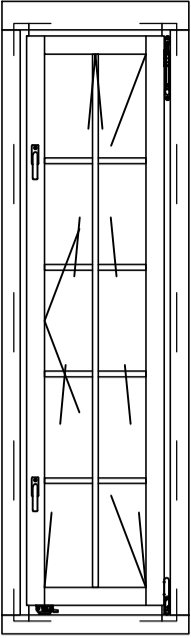
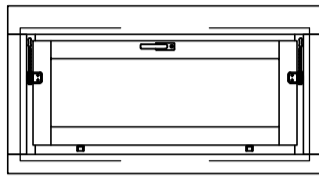
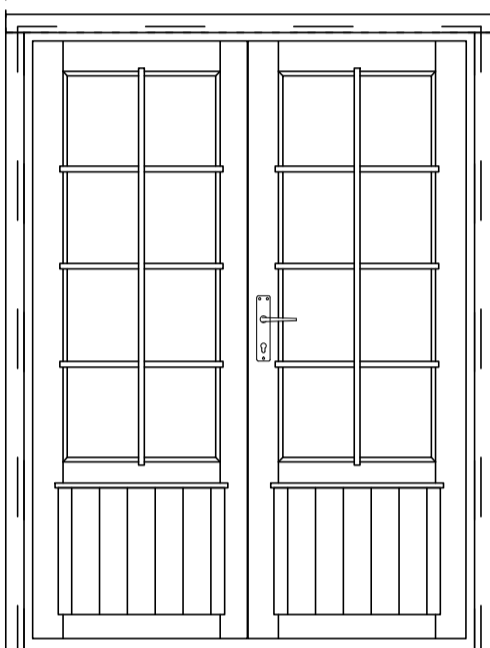
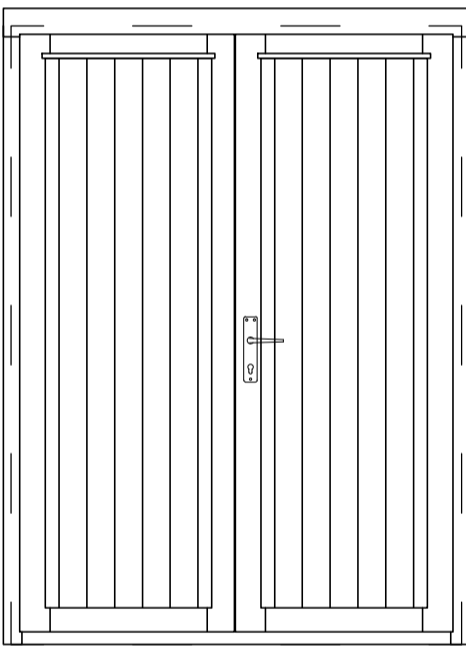
Name	Paula GH 319x4.73+SD 4.0	
Zeichnung/Drawing	Grundplan/Plan	
Profil/Profile	4x114	Datum/Date
		02.05.2017

Pos	Teileliste/Specification Paula GH 319x473+SD 40	Stck Pcs.	Profil Profile (mm)	Länge Length (mm)
001		1	40x47	5260
002		1	40x56	5260
003		1	40x114	5110
004		1	40x114	5110
005		1	40x114	5040
006		1	40x114	4760
007		1	40x114	4730
008		1	40x114	4730
009		1	40x114	4730
010		17	40x114	4730
011		1	40x57	4730
012		4	40x114	3340
013		4	40x114	3200
014		36	40x114	3190
015		1	40x114	3190
016		1	40x114	3190
017		1	40x114	3190
018		1	40x114	3190
019		5	40x114	2830
020		1	40x114	2770
021		1	40x114	2490
022		18	40x114	2290
023		1	40x57	2290
024		1	40x56	2270
025		1	40x47	2270

Pos	Teileliste/Specification Paula GH 319x473+SD 40	Stck Pcs.	Profil Profile (mm)	Länge Length (mm)
026		2	40x114	2120
027		1	40x114	1922
028		1	40x114	1922
029		1	40x114	1922
030		1	40x57	1625
031		1	40x114	1625
032		15	40x114	769
033		3	40x114	740
034		16	40x114	701
035		15	40x114	629
036		9	40x114	600
037		1	40x57	403
038		17	40x114	403
039		14	40x114	399
040		2	40x114	399
041		6	40x114	300
FH2	FUNDAMENTHOLZ (imprägniert) - FOUNDATION BEAM (impregnated) 	2	94x44	2860
FH5	FUNDAMENTHOLZ (imprägniert) - FOUNDATION BEAM (impregnated) 	2	65x44	4510
FH1	FUNDAMENTHOLZ (imprägniert) - FOUNDATION BEAM (impregnated) 	9	65x44	2860
FH6	FUNDAMENTHOLZ (imprägniert) - FOUNDATION BEAM (impregnated) 	1	65x44	2530
FH4	FUNDAMENTHOLZ (imprägniert) - FOUNDATION BEAM (impregnated) 	1	65x44	2520
FH3	FUNDAMENTHOLZ (imprägniert) - FOUNDATION BEAM (impregnated) 	1	65x44	2332
FH7	FUNDAMENTHOLZ (imprägniert) - FOUNDATION BEAM (impregnated) 	1	65x44	1586
FH8	FUNDAMENTHOLZ (imprägniert) - FOUNDATION BEAM (impregnated) 	1	65x44	1456
HL1	HANDLAUF - HANDRAIL 	1	65x44	2830

Pos	Teileliste/Specification Paula GH 319x473+SD 40			Stck Pcs.	Profil Profile (mm)	Länge Length (mm)	
DB2	DACHBALKE - ROOF BEAM 			3	44x145	5280	
DB1	DACHBALKE - ROOF BEAM 			3	44x145	2450	
	DACHBRETTER - ROOF BOARDS 			67+1	113x18	3390	
	FUSSBODENBRETTER - FLOOR BOARDS 			26+1	113x18	2445	
	FUSSBODENBRETTER - FLOOR BOARDS 			26	113x18	1955	
	TERRASSENBRETTER (imprägniert) - TERRACE BOARDS (impregnated) 			9+1	120x28	2580- 3580	
				15	120x28	2455	
	FUSSBODENLEISTE - FLOOR STRIPS 			✓	18x40	21,0 lfm/rm	
A40-1	ADAPTER 120x78  			✓	1	120x78	2280
BL-1	DACHBLENDEN - PARAPET 350mm 			2	18x350	3492	
BL-2	DACHBLENDEN - PARAPET 350mm 			4	18x350	3783	
BS-1	DACHBLENDEN- Blendenstützen - PARAPET- Parapet support 44x65 			10	44x65	250	
UPB-1	DACHBLENDEN- U-Profil für Blenden - PARAPET- U-Profile 			✓	65x44	23,0 lfm/rm	
VL-1	DACHBLENDEN- Verbindungsleisten - PARAPET- connecting strips 350mm 			2	120x18	350	
DPL-1	DACHPAPPENLEISTE - ROOFING FELT STRIPS 15x28 			✓	15x28	15,0 lfm/rm	
T4-1	TRAUENLEISTE - EAVES STRIPS 40x18 			✓	40x18	15,0 lfm/rm	
SP3-1	STÜTZPFOSTE - SUPPORT POST 120x120 			✓	1	120x120	2166
SP3-2	STÜTZPFOSTE - SUPPORT POST 120x120 			✓	1	120x120	2223
P9L-1	ECKTÜR- linke Türpfoste - CORNER DOOR- left hand doorpost 90 			1	90x90	2070	
P9R-1	ECKTÜR- rechte Türpfoste - CORNER DOOR- right hand doorpost 90 			1	90x90	2070	
Kood	Paula GH 319x473+SD 40		Materjal	File	Paula GH 319x473+SD 40.dwg		geht 3/5

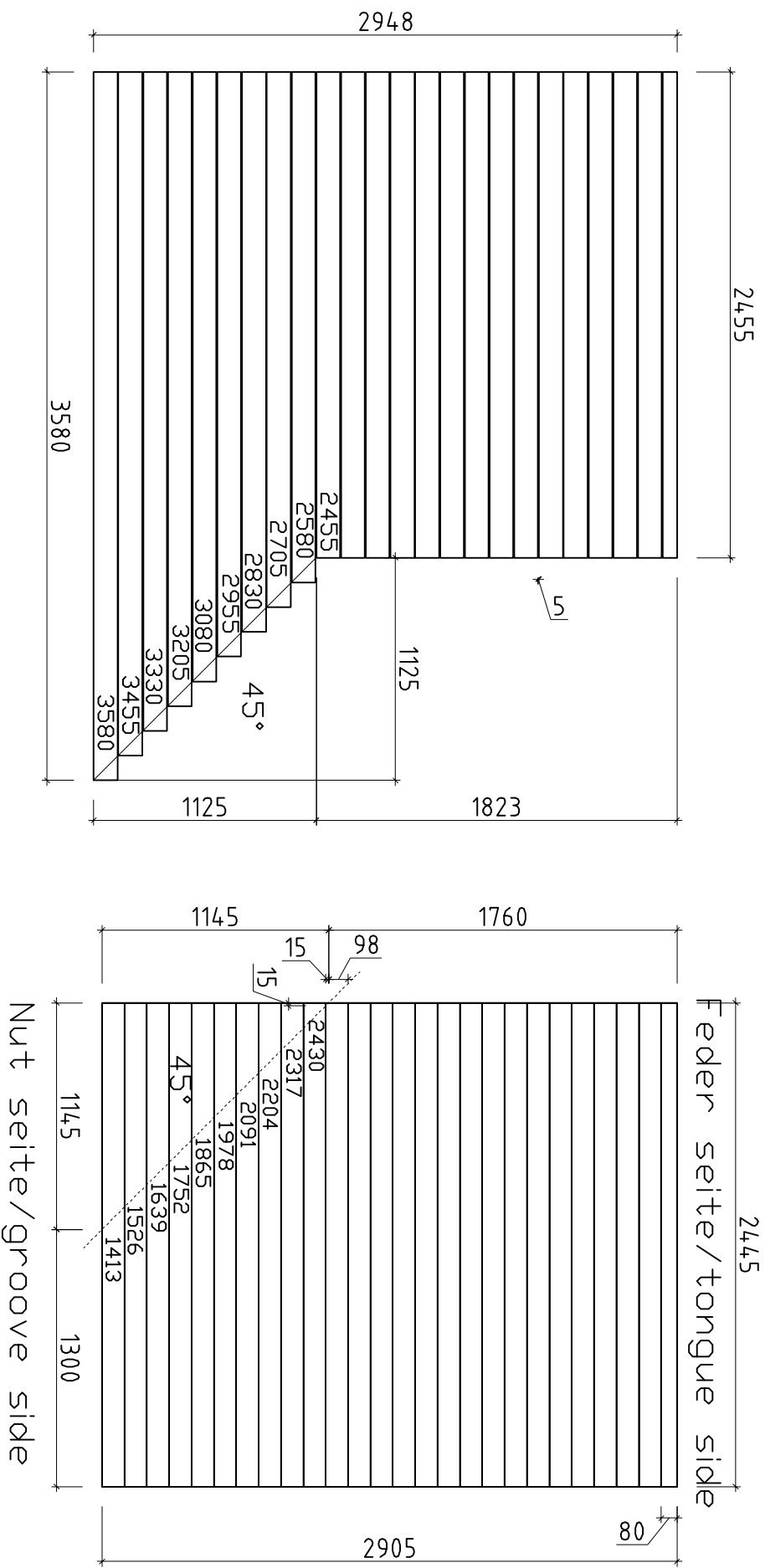
Pos	Teileliste/Specification Paula GH 319x473+SD 40		Stck Pcs.	Profil Profile (mm)	Länge Length (mm)
DzT-1	ECKTÜR- Deckbrett zum Tür - CORNER DOOR- cover strip for door 58		1	18x58	1585
VK-1	ECKTÜR- Verkleidungsleisten für Vordachelement - CORNER DOOR- trim strips for canopy element	 45°  ✓	2	58x12	1110
VE1	ECKTÜR- Vordachelement - CORNER DOOR- canopy element 1435x745		1		
SM-1	Sturmleisten - Storm reinforcement		2	40x18	2280
SM-2	Sturmleisten - Storm reinforcement		2	40x18	2395
SH	SCHLAGHÖLZER - MOUNTING PIECES		3		
HK1	HOLZ-KLOTZEN für verbinden der Wandbohlen - Wooden wedge for connecting the wall parts (104mm)		1		
VS	VERBINDUNGSTREIFEN für verbinden der Wandbohlen - Connecting strip for connecting the wall parts		5		
VP2	Verstellbare Pfostenstütze - Adjustable post support M16		2	M16	
SMS	Schlossschrauben M8x70 Mutter U-Scheibe - Bolts M8x70 Nuts Washer	  	12	M8	
ML1	Metallstange - Metal bar		2	D10	1100
ML2	Metallstange - Metal bar		7	D10	350
KL-1	Gewindestange - Threaded Rod M12		3	M12	145
	Mutter - nut M12 U-Scheibe - washer Ø30	 	6	M12	
NG3	DACHPAPPNÄGEL - ROOFING NAILS 2.0x18		520		
NG1	NÄGEL - NAILS 2.5x50	Dachbretter - Roof boards Fussbodenbretter - Floor boards		1138	
NG2	NÄGEL - NAILS 2.5x60	Terrassenbretter - Terrace boards		264	
SR1	SCHRAUBEN - SCREWS 3.0x30	Verbindungsleisten - connecting strips Fussbodenleiste - Floor strips Dachpappenleiste - Roofing felt strips Traufenleiste - Eaves strips		122	
SR3	SCHRAUBEN - SCREWS 3.5x45	U-Profil - U-profile DzT-1, VE1, VK1, VS, HL		111	
SR9	SCHRAUBEN - SCREWS 5.0x100	Fundamenthölzer - Foundation beams		72	
SR8	SCHRAUBEN - SCREWS 5.0x70	Blendenbefestigung - Parapet fastening pos 029, 030 (1. Bohlenreihe neben die Tür - 1st logs next to corner door)		88	
	DACHPAPPE - ROOFING FELT	 ✓		8,3m-5st.	42,0 lfm/rm

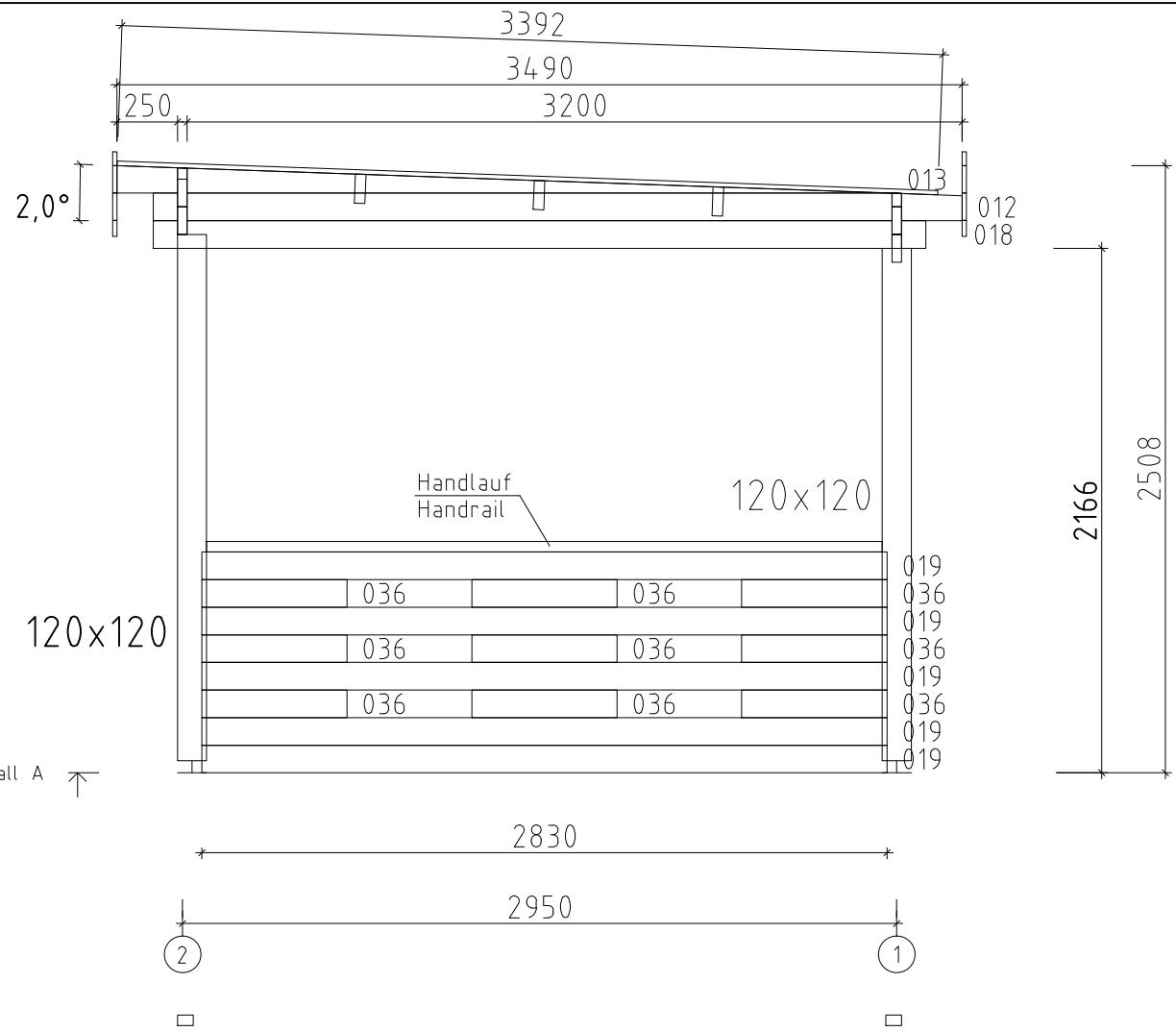
Pos	Teileliste/Specification Paula GH 319x473+SD 40	Stck Pcs.	Profil Profile (mm)	Länge Length (mm)
	FENSTER/WINDOW 515x1784 	2	A42-10	
	FENSTER/WINDOW 915x420 	2	A42-15K	
	TÜR/DOOR 1425x1955 DIN rechts/right handed 	1	TU7-GH	
	TÜR/DOOR 1425x1955 DIN rechts/right handed 	1	TU6-GH	
	✓ - Bitte selber anpassen (falls nötig)! / Cut into length on site (if needed)!			
Kood	Paula GH 319x473+SD 40	Materjal	File Paula GH 319x473+SD 40.dwg	Leht 5/5

Paula GH 319x473+SD 40

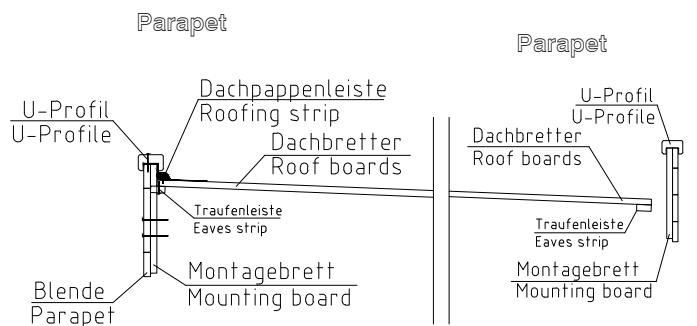
Terrassenbretter /
Terrace boards 120x28

Fussbodenbretter /
Floor boards 113x18

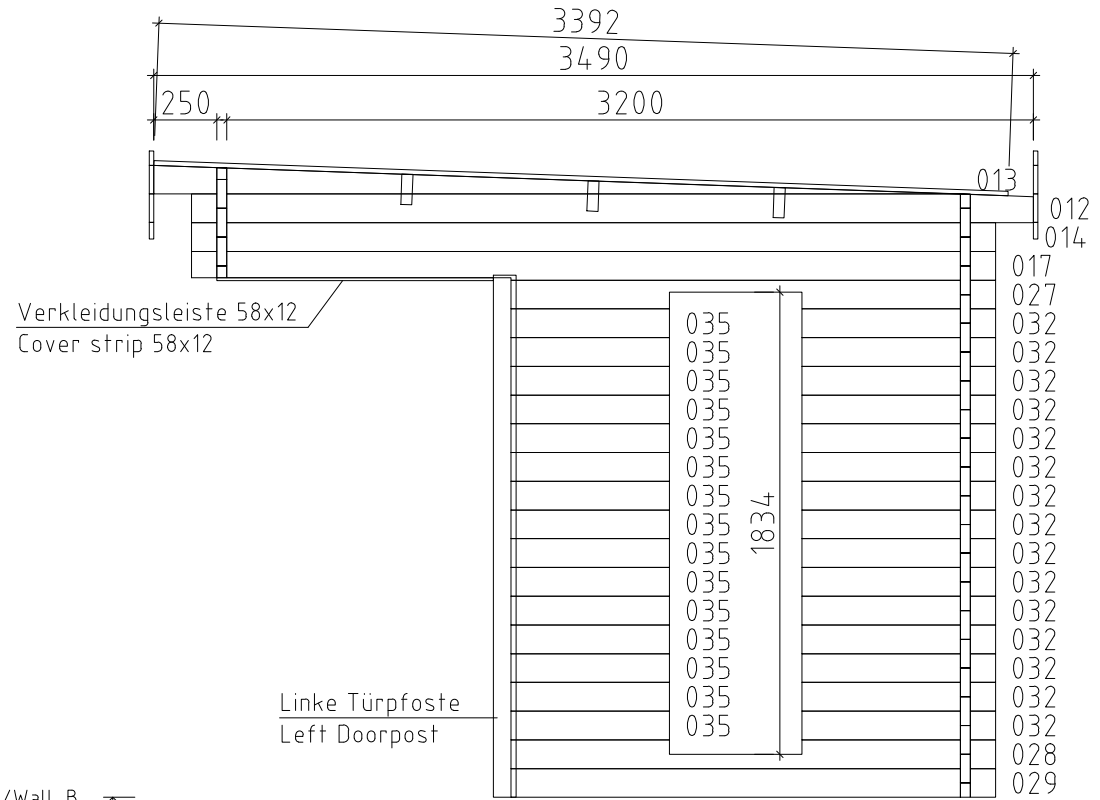




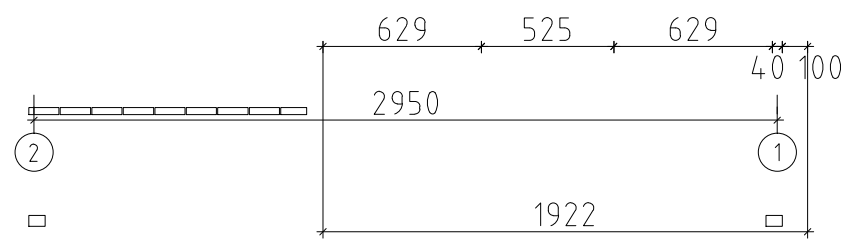
Wand/Wall A



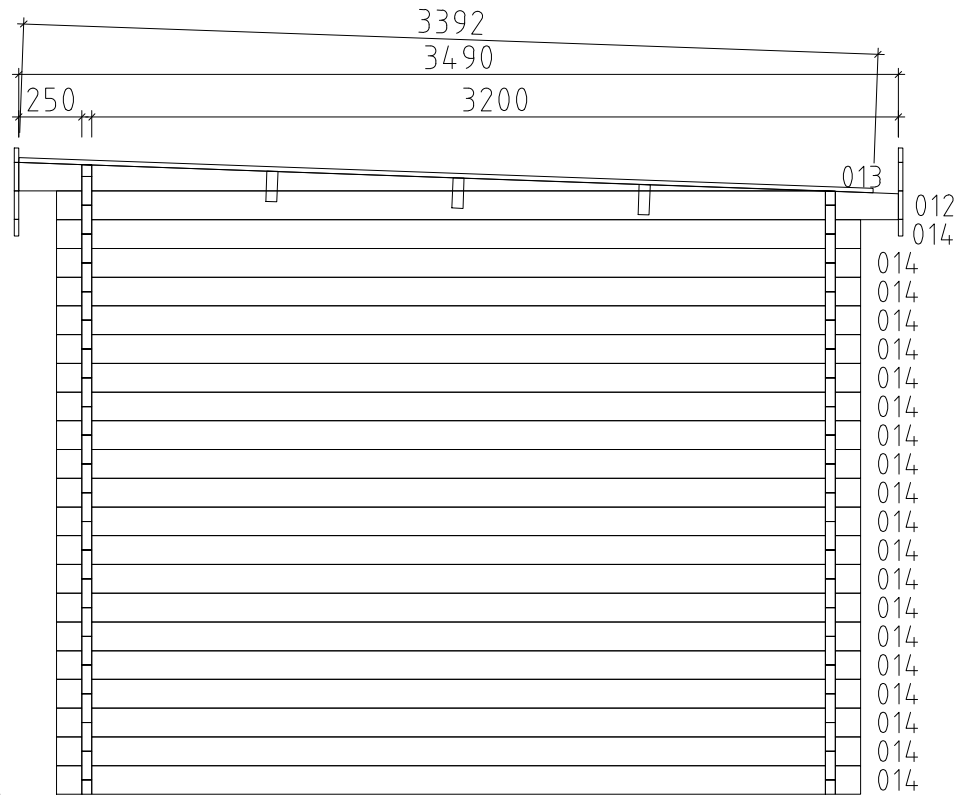
Name	Paula GH 319x473+SD 40		
Zeichnung/Drawing	WAND/WALL A		
Profil/Profile	4.0x11.4	Datum/Date	02.05.2017



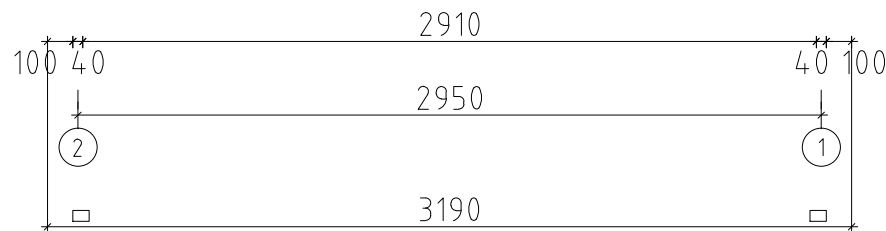
Wand/Wall B ↗



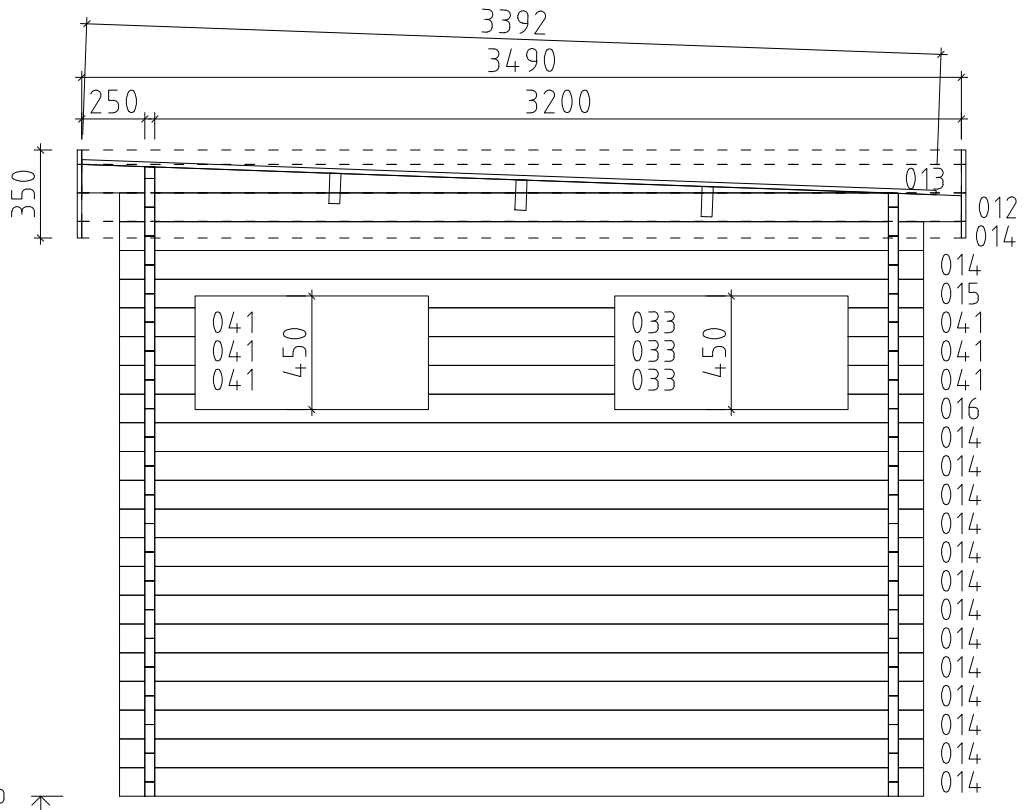
Name	Paula GH 319x473+SD 40		
Zeichnung/Drawing	WAND/WALL B		
Profil/Profile	4.0x11.4	Datum/Date	02.05.2017



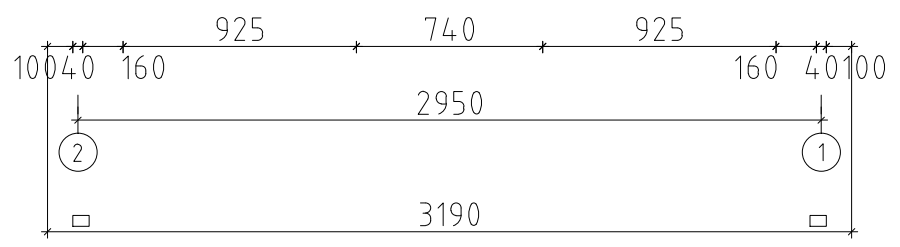
Wand/Wall C ↗



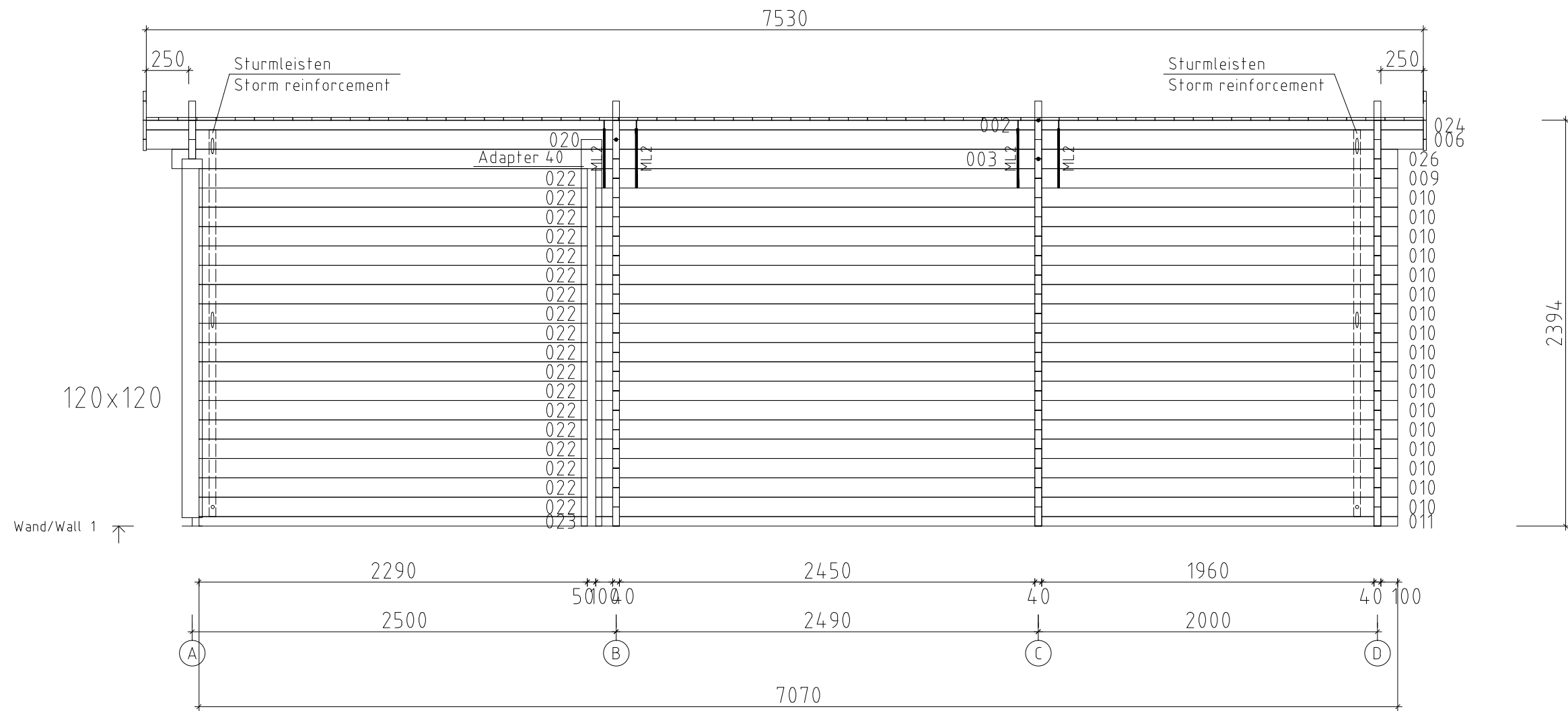
Name	Paula GH 319x473+SD 40		
Zeichnung/Drawing	WAND/WALL C		
Profil/Profile	4.0x11.4	Datum/Date	02.05.2017



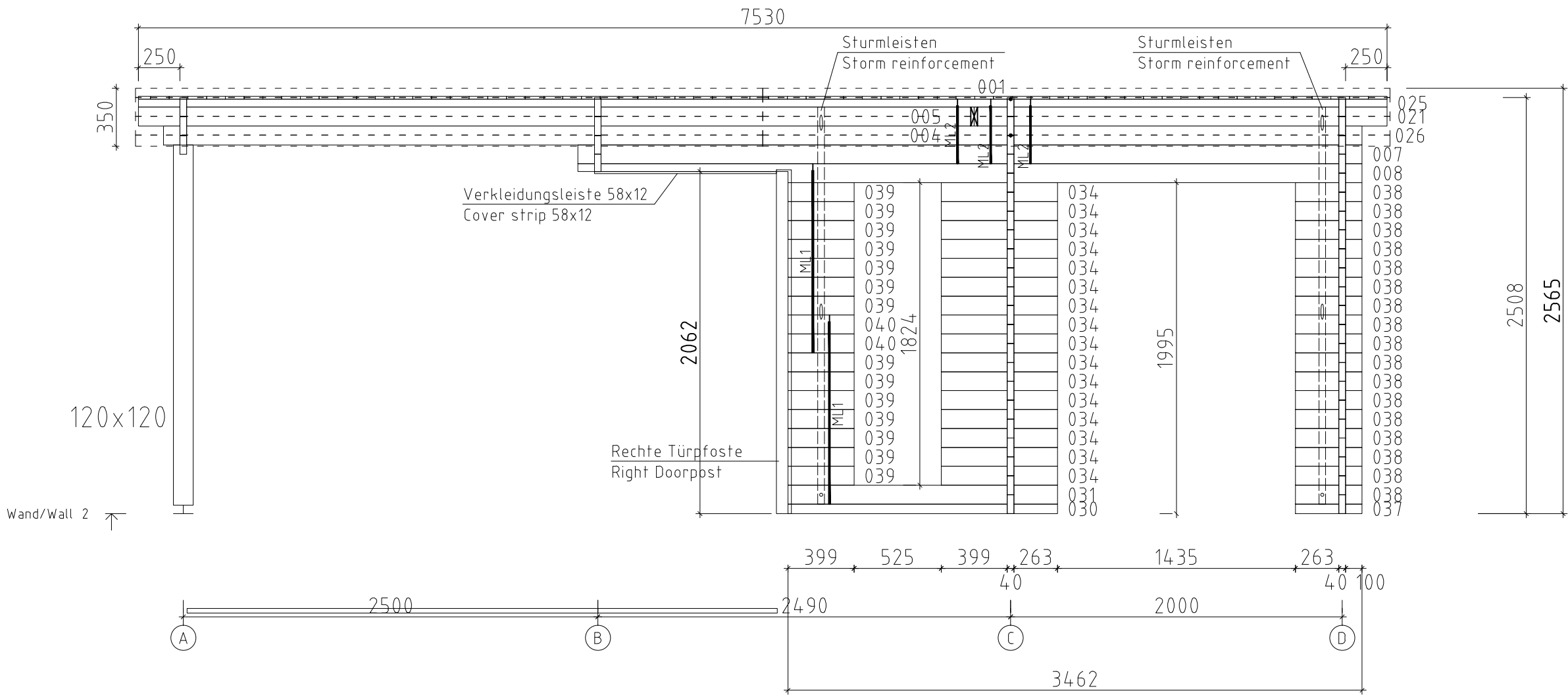
Wand/Wall D ↗



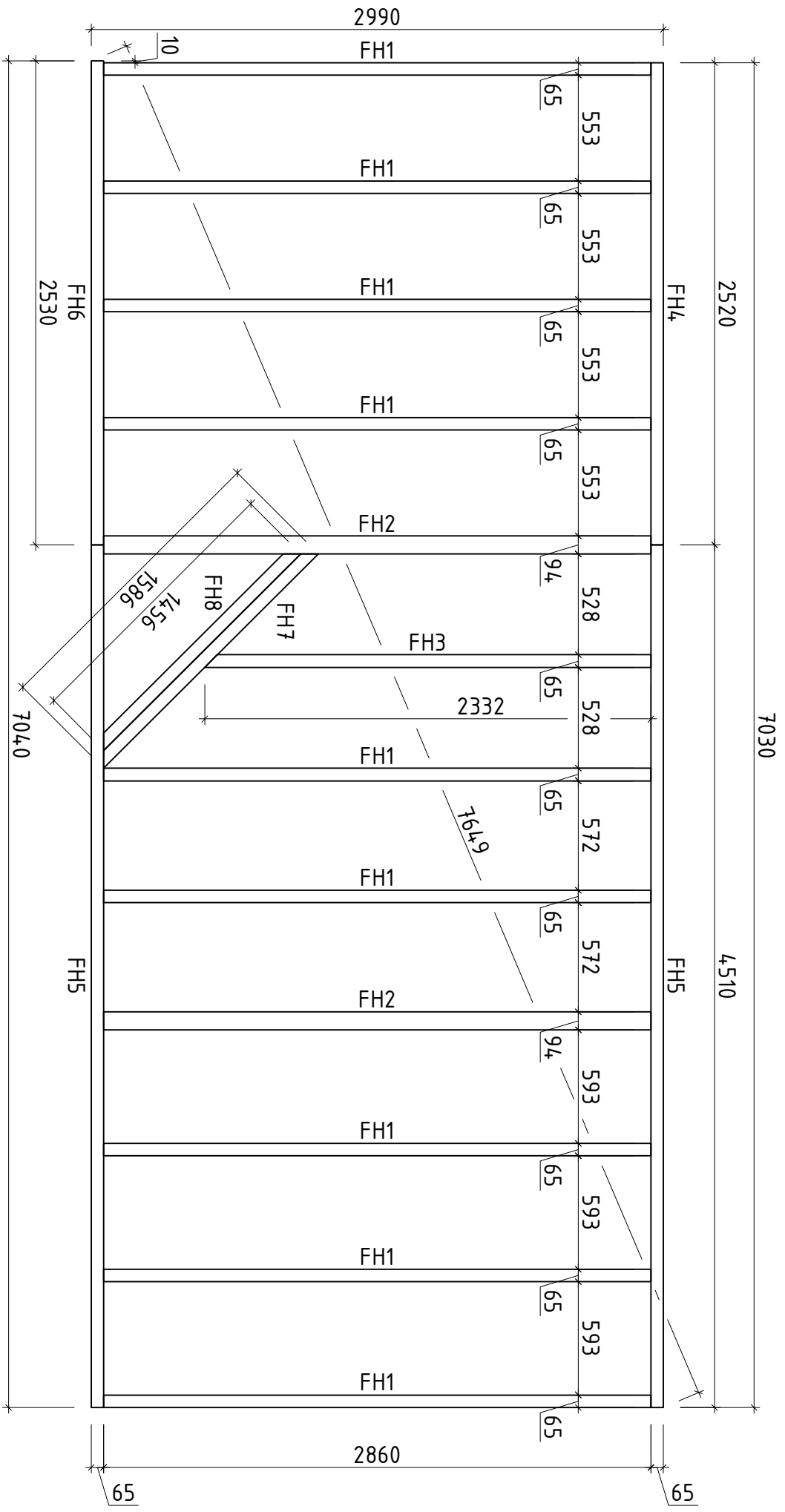
Name	Paula GH 319x473+SD 40		
Zeichnung/Drawing	WAND/WALL D		
Profil/Profile	4.0x11.4	Datum/Date	02.05.2017



Name	Paula GH 319x473+SD 40		
Zeichnung/Drawing	WAND/WALL 1		
Profil/Profile	4.0x11.4	Datum/Date	02.05.2017



Name	Paula GH 319x473+SD 40		
Zeichnung/Drawing	WAND/WALL 2		
Profil/Profile	4.0x11.4	Datum/Date	02.05.2017



Name	Paula GH 319x473+SD 40	
Zeichnung/Drawing	Lagerholzplan/Foundation plan	
Profil/Profile	4x114	Datum/Date 02.05.2017