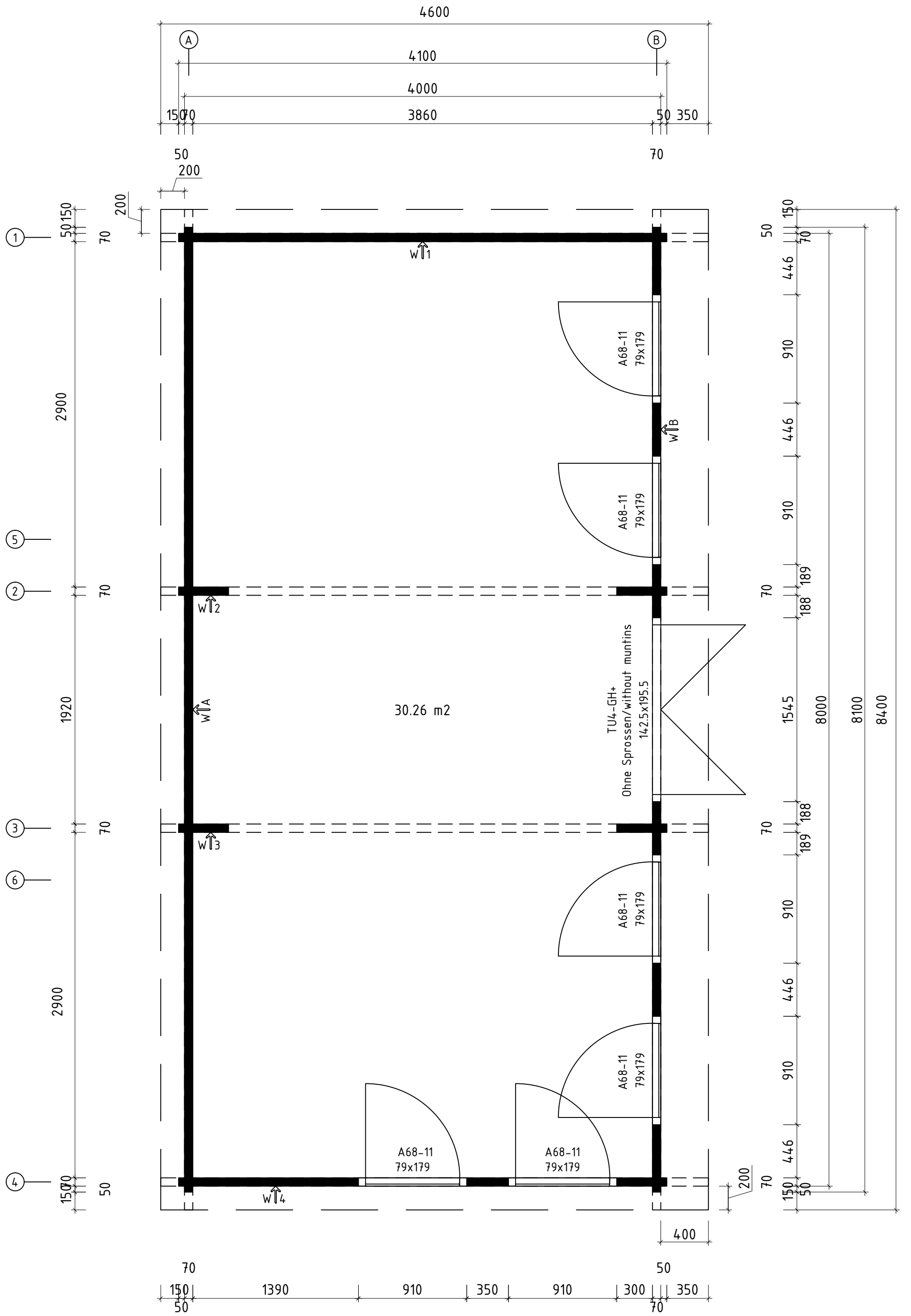
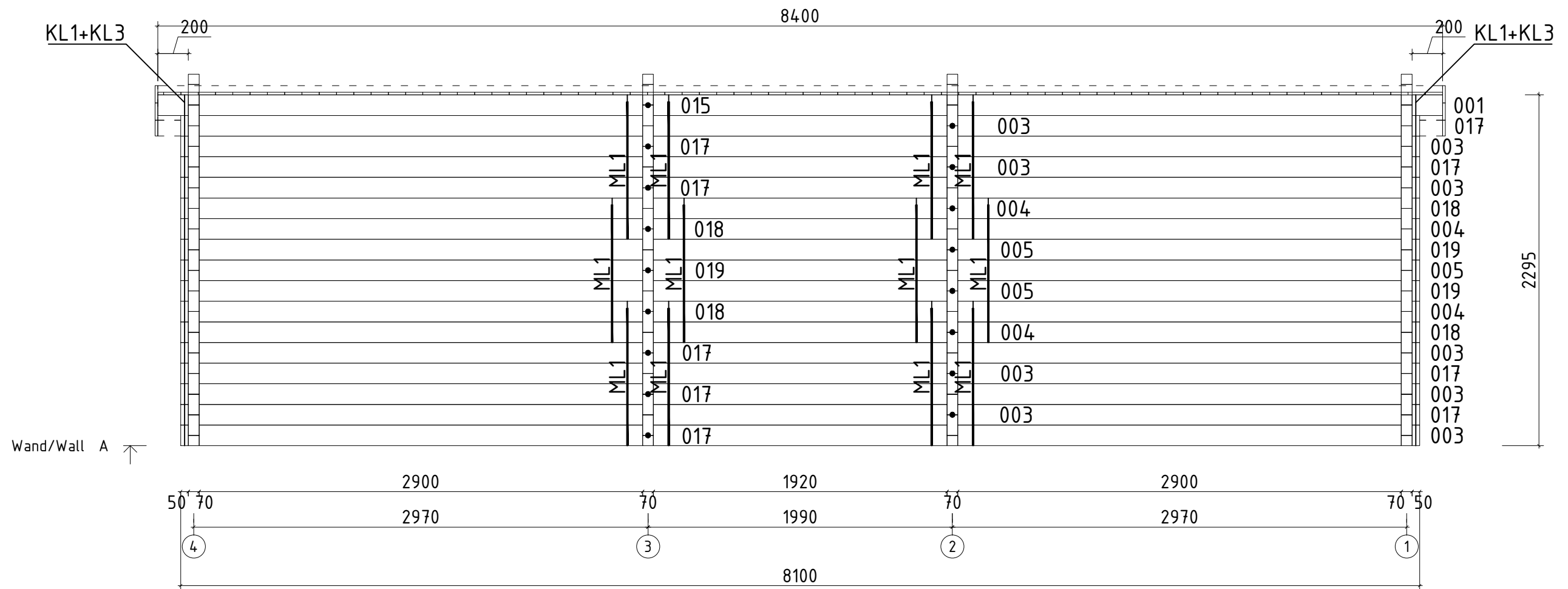


Name	Hansa Garden Room A 410x810_70		
Zeichnung/Drawing	3D		
Profil/Profile	7.0x13.5	Datum/Date	15.05.2017

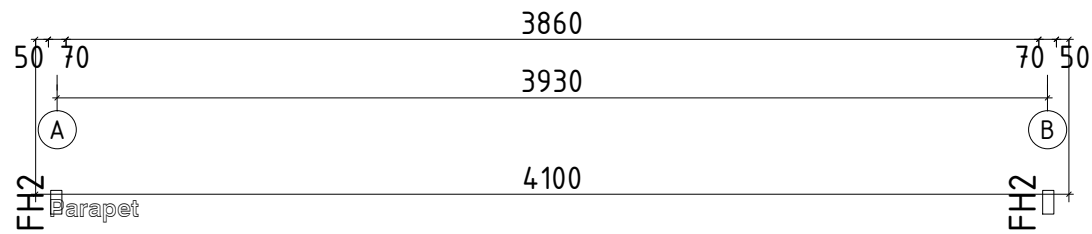



Name	Hansa Garden Room A 410x810_70		
Zeichnung/Drawing	Grundplan, Plan		
Profil/Profile	7.0x13.5	Datum/Date	15.05.2017

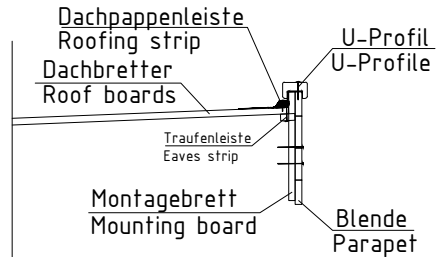
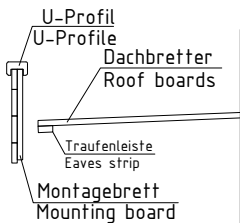


Name	Hansa Garden Room A 4.10x810_70		
Zeichnung/Drawing	WAND/WALL A		
Profil/Profile	7.0x13.5	Datum/Date	15.05.2017



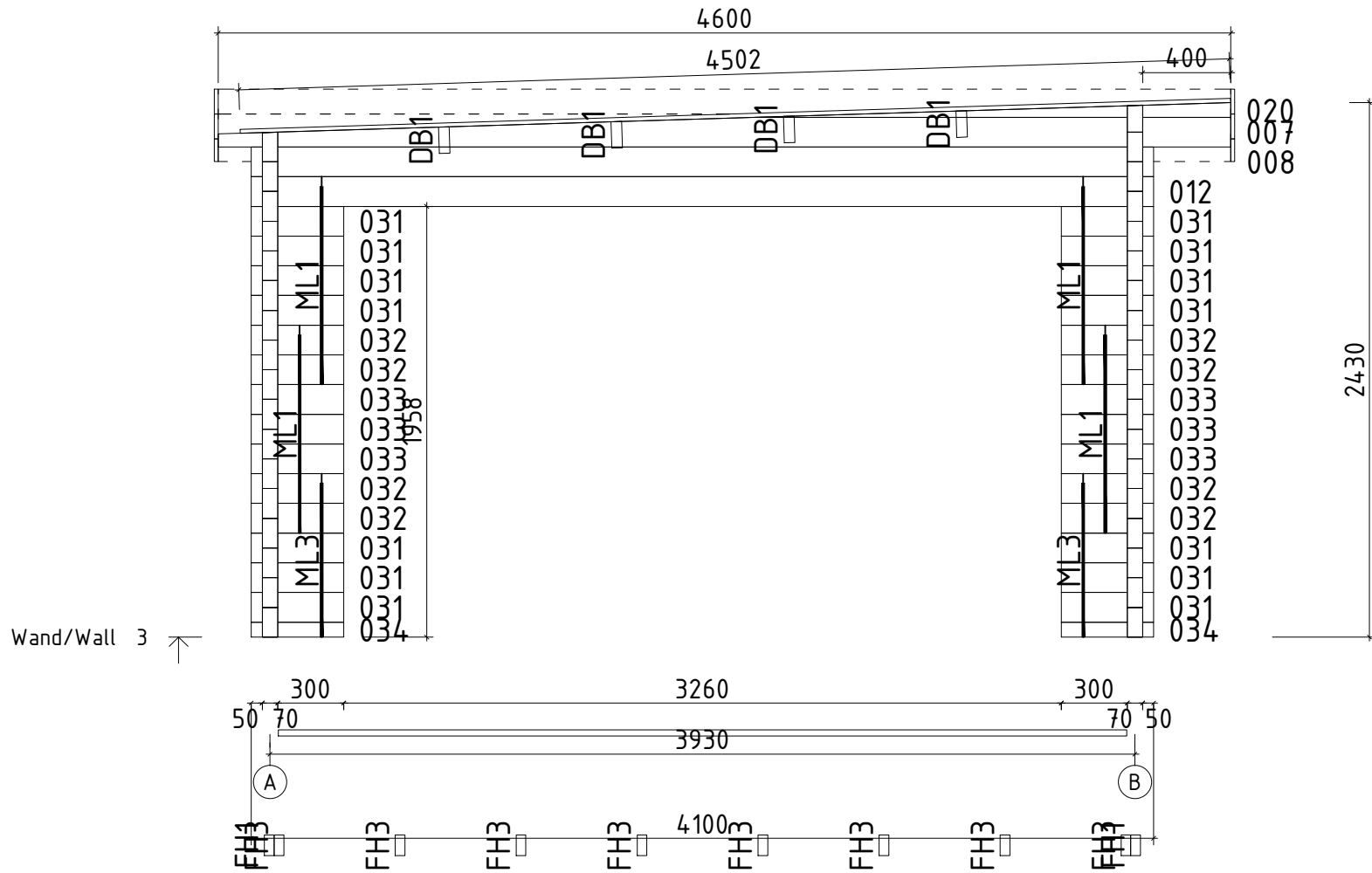


Parapet




Name	Hansa Garden Room A 410x810_70	
Zeichnung/Drawing	WAND/WALL 1	
Profil/Profile	7.0x13.5	Datum/Date 15.05.2017



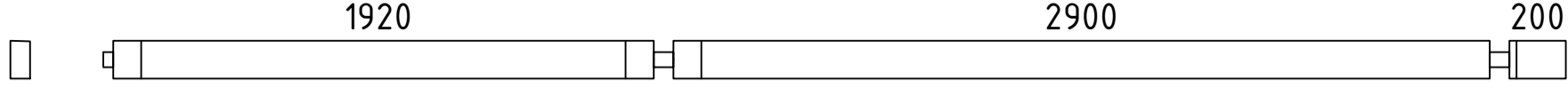








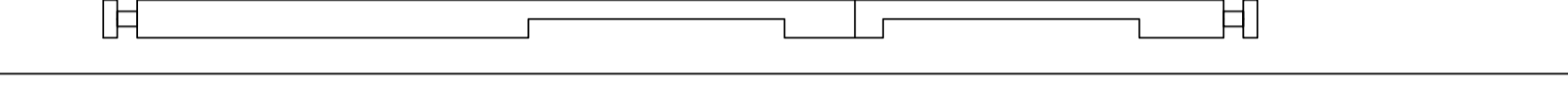
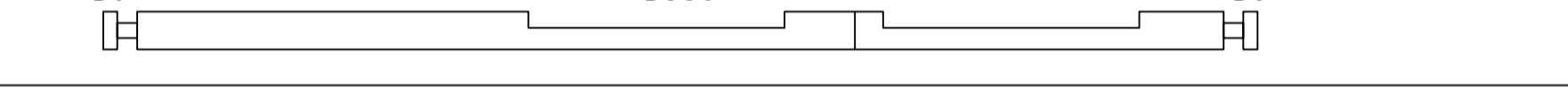
















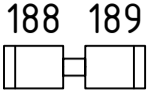
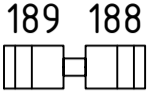

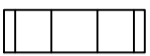
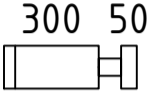
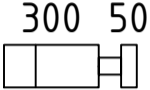
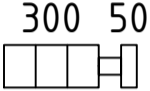
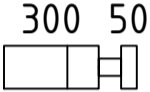
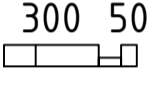
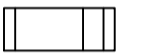
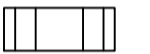









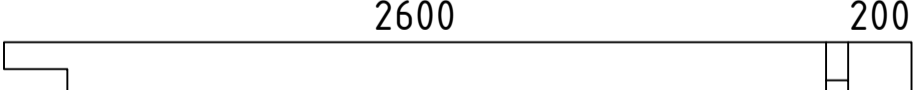




Name	Hansa Garden Room A 410x810_70		
Zeichnung/Drawing	WAND/WALL 3		
Profil/Profile	7.0x13.5	Datum/Date	15.05.2017

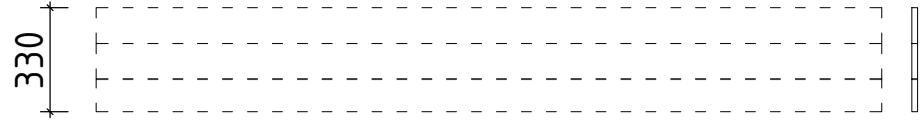

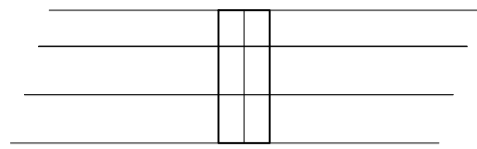
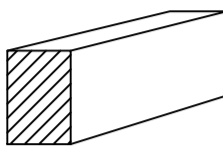
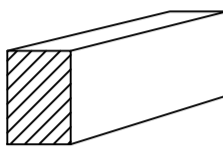
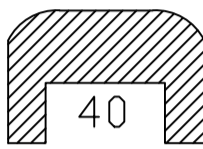

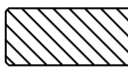
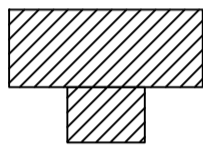
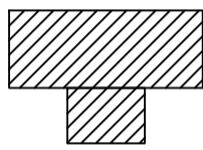
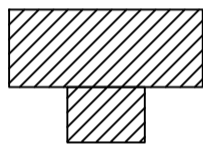
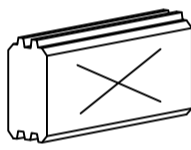
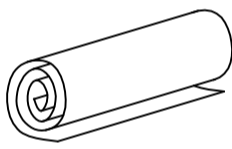
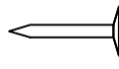


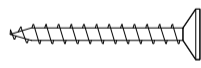
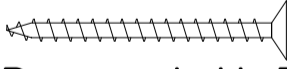
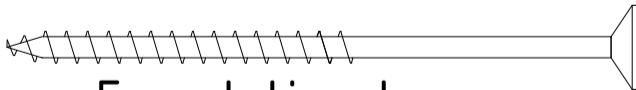
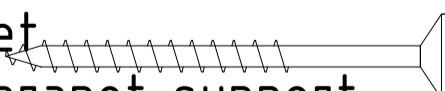
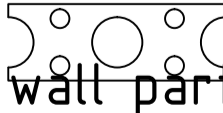
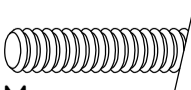



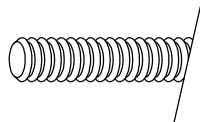
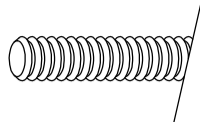
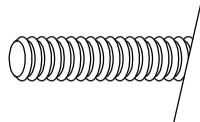
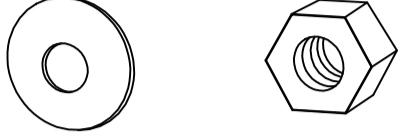
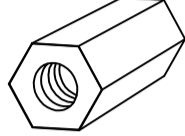






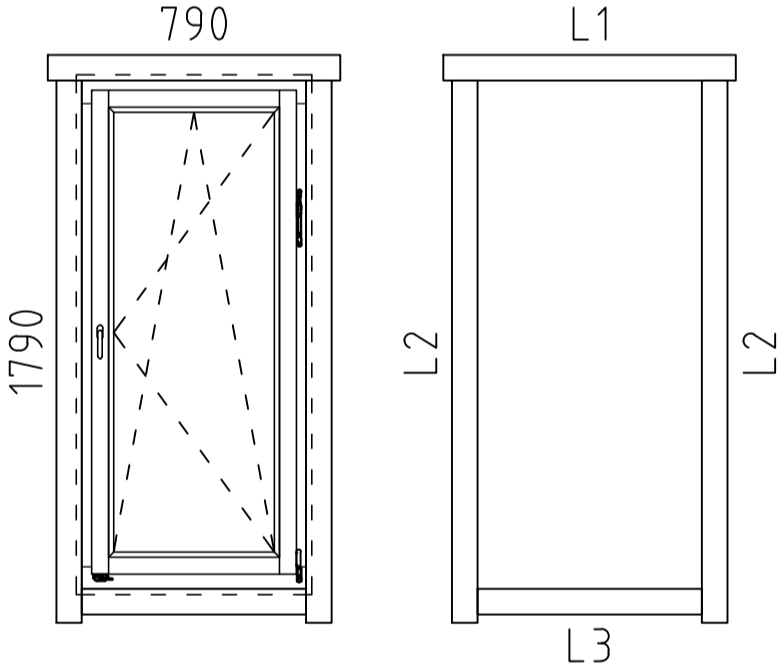

Name	Hansa Garden Room A 410x810_70		
Zeichnung/Drawing	WAND/WALL 4		
Profil/Profile	7.0x13.5	Datum/Date	15.05.2017

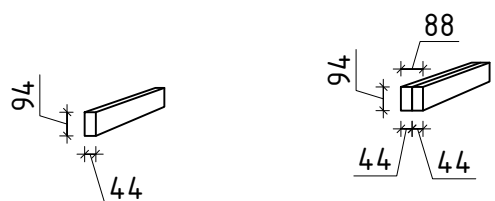
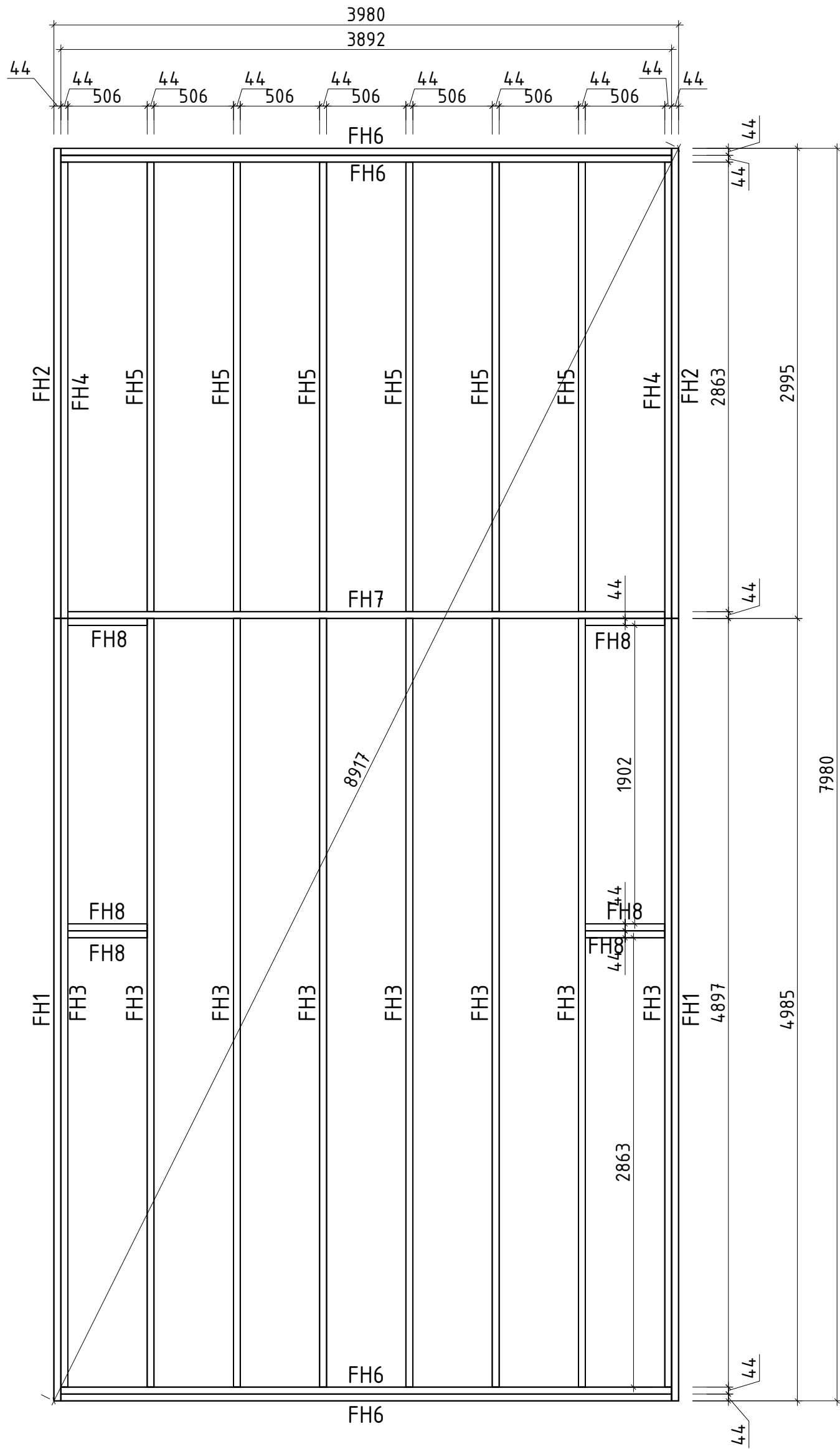


Pos	Teileliste/Specification Hansa Garden Room A 410x810_70	Stck. Pcs.	Profil Profile (mm)	Länge Length (mm)
001		1	70x135	5195
002		1	70x123	5195
003		10	70x135	5045
004		4	70x135	5045
005		3	70x135	5045
006		1	70x135	5045
007		4	70x135	4600
008		19	70x135	4100
009		1	70x135	4100
010		1	70x135	4100
011		2	70x68	4100
012		2	70x135	4100
013		2	70x135	3278
014		1	70x123	3205
015		1	70x135	3205
016		1	70x135	3055
017		10	70x135	3055
018		4	70x135	3055
019		3	70x135	3055
020		4	70x68	2165
021		13	70x135	1510
022		14	70x135	566
023		14	70x135	565
024		10	70x135	446
025		4	70x135	446

Pos	Teileliste/Specification Hansa Garden Room A 410x810_70	Stck. Pcs.	Profil Profile (mm)	Länge Length (mm)
026	188 189 	27	70x135	446
027	189 188 	1	70x135	446
028		10	70x135	445
029		4	70x135	445
030	300 50 	13	70x135	420
031	300 50 	28	70x135	420
032	300 50 	16	70x135	420
033	300 50 	12	70x135	420
034	300 50 	4	70x68	420
035		9	70x135	350
036		4	70x135	350
FH1	FUNDAMENTHOLZ (imprägniert) - FOUNDATION BEAM (impregnated) 	2	44x94	4985
FH3	FUNDAMENTHOLZ (imprägniert) - FOUNDATION BEAM (impregnated) 	8	44x94	4897
FH6	FUNDAMENTHOLZ (imprägniert) - FOUNDATION BEAM (impregnated) 	4	44x94	3892
FH7	FUNDAMENTHOLZ (imprägniert) - FOUNDATION BEAM (impregnated) 	1	44x94	3804
FH2	FUNDAMENTHOLZ (imprägniert) - FOUNDATION BEAM (impregnated) 	2	44x94	2995
FH4	FUNDAMENTHOLZ (imprägniert) - FOUNDATION BEAM (impregnated) 	2	44x94	2907
FH5	FUNDAMENTHOLZ (imprägniert) - FOUNDATION BEAM (impregnated) 	6	44x94	2863
FH8	FUNDAMENTHOLZ (imprägniert) - FOUNDATION BEAM (impregnated) 	6	44x94	506
DB1	200 2900 DACHBALKE - ROOF BEAM 1920 500 	4	58x170	5730
DB2	2600 200 DACHBALKE - ROOF BEAM 	4	58x170	2870
	DACHBRETTER - ROOF BOARDS 	75+1	113x18	4500
	FUSSBODENBRETTER - FLOOR BOARDS 	70+1	113x28	3855
	ABDECKLEISTEN - COVER STRIPS  ✓		15x28	26.0 lfm/rm
	FUSSBODENLEISTE - FLOOR STRIPS  ✓		14x55	24.0 lfm/rm
Kood	Hansa Garden Room A 410x810_70	File	Hansa Garden Room A 410x810_70.dwg	

Pos	Teileliste/Specification Hansa Garden Room A 410x810_70		Stck. Pcs.	Profil Profile (mm)	Länge Length (mm)
BL-1	DACHBLENDEN - PARAPET 330mm		4	18x330	4218
BL-2	DACHBLENDEN - PARAPET 330mm		2	18x330	4600
VL-1	DACHBLENDEN- Verbindungsleisten - PARAPET- connecting strips 330mm		2	120x18	330
BS-1	DACHBLENDEN- Blendenstützen - PARAPET- Parapet support 44x65		5	44x65	200
BS-2	DACHBLENDEN- Blendenstützen - PARAPET- Parapet support 44x65		5	44x65	400
UPB-1	DACHBLENDEN- U-Profil für Blenden - PARAPET- U-Profile		✓	65x44	27.0 lfm/rm
DPL-1	DACHPAPPENLEISTE - ROOFING FELT STRIPS 15x28		✓	15x28	18.0 lfm/rm
T4-1	TRAUFENLEISTE - EAVES STRIPS 40x18		✓	40x18	17.0 lfm/rm
TL-1	T-LEISTE - T-strips 70x48		4	70x48	1705
TL-2	T-LEISTE - T-strips 70x48		8	70x48	1840
TL-3	T-LEISTE - T-strips 70x48		2	70x48	1975
SH	SCHLAGHÖLZER - MOUNTING PIECES		3		
	DACHPAPPE - ROOFING FELT		✓	9.1m-7st	65.0 lfm/rm
NG3	DACHPAPPNÄGEL - ROOFING NAILS 2.0x18		760		
NG1	NÄGEL - NAILS 2.5x50 Dachbretter - Roof boards		900		
NG2	NÄGEL - NAILS 2.5x60 Fussbodenbretter - Floor boards		1120		
SR01	SCHRAUBEN - SCREWS 3.0x30 Abdeckleisten - Cover strips Fussbodenleiste - Floor strips Traufenleiste - Eaves strips 40x18 Dachpappenleiste - Roofing felt Verbindungsleisten - Connecting strips		186		
SR03	SCHRAUBEN - SCREWS 3.5x45 U-Profil für Blenden - Parapet U-Profile Verbindungsstreifen - Connecting strip Türleisten - Window/Door strips		328		
SR11	SCHRAUBEN - SCREWS 5.0x100 Fundamenthölzer - Foundation beams		124		
SR10	SCHRAUBEN - SCREWS 5.0x70 Dachblende - Parapet Blendenstützen - Parapet support		80		
VS	VERBINDUNGSSTREIFEN für verbinden der Wandbohlen - Connecting strip for connecting the wall parts		20		
KL-1	Gewindestange - Threaded Rod M12 DACHBALKE - ROOF BEAM		8		170
	Mutter - nut M12 U-Scheibe - washer Ø30 DACHBALKE - ROOF BEAM		16		
Kood	Hansa Garden Room A 410x810_70	File	Hansa Garden Room A 410x810_70.dwg		

Pos	Teileliste/Specification Hansa Garden Room A 410x810_70	Stck. Pcs.	Profil Profile (mm)	Länge Length (mm)
KL1	Gewindestange - Threaded Rod M8 	4		2000
KL2	Gewindestange - Threaded Rod M8 	2		448
KL3	Gewindestange - Threaded Rod M8 	2		325
	Mutter - nut M8 U-Scheibe - washer Ø25 	8		
	Befestigungsmutter - fixing nut M8 	4		
ML1	Metallstange - Metal bar 	26	D10	900
ML2	Metallstange - Metal bar 	2	D10	770
ML3	Metallstange - Metal bar 	4	D10	700
ML4	Metallstange - Metal bar 	1	D10	630
ML5	Metallstange - Metal bar 	2	D10	480
ML6	Metallstange - Metal bar 	2	D10	350
	FENSTER/WINDOW 790x1790  A68-11 L1 18x90 L=1030mm 2 Stck./Pcs. L2 18x90 L=1910mm 4 Stck./Pcs. L3 18x90 L=790mm 2 Stck./Pcs. ✓ 2xDIN links / 2x left handed + 4xDIN rechts / 4x right handed	6	A68-11	
	TÜR/DOOR 1425x1955  TU4-GH+ L1 18x90 L=1665mm 2 Stck./Pcs. L2 18x90 L=1955mm 4 Stck./Pcs. ✓ DIN rechts	1	TU4-GH+ ohne Sprossen / without muntins	
	✓- Bitte selber anpassen (falls nötig)! / Cut into length on site (if needed)!			
Kood	Hansa Garden Room A 410x810_70	File	Hansa Garden Room A 410x810_70.dwg	



Name	Hansa Garden Room A 410x810_70	
Zeichnung/Drawing	Lagerholzplan, Foundation beams	
Profil/Profile	7.0x13.5	Datum/Date 15.05.2017