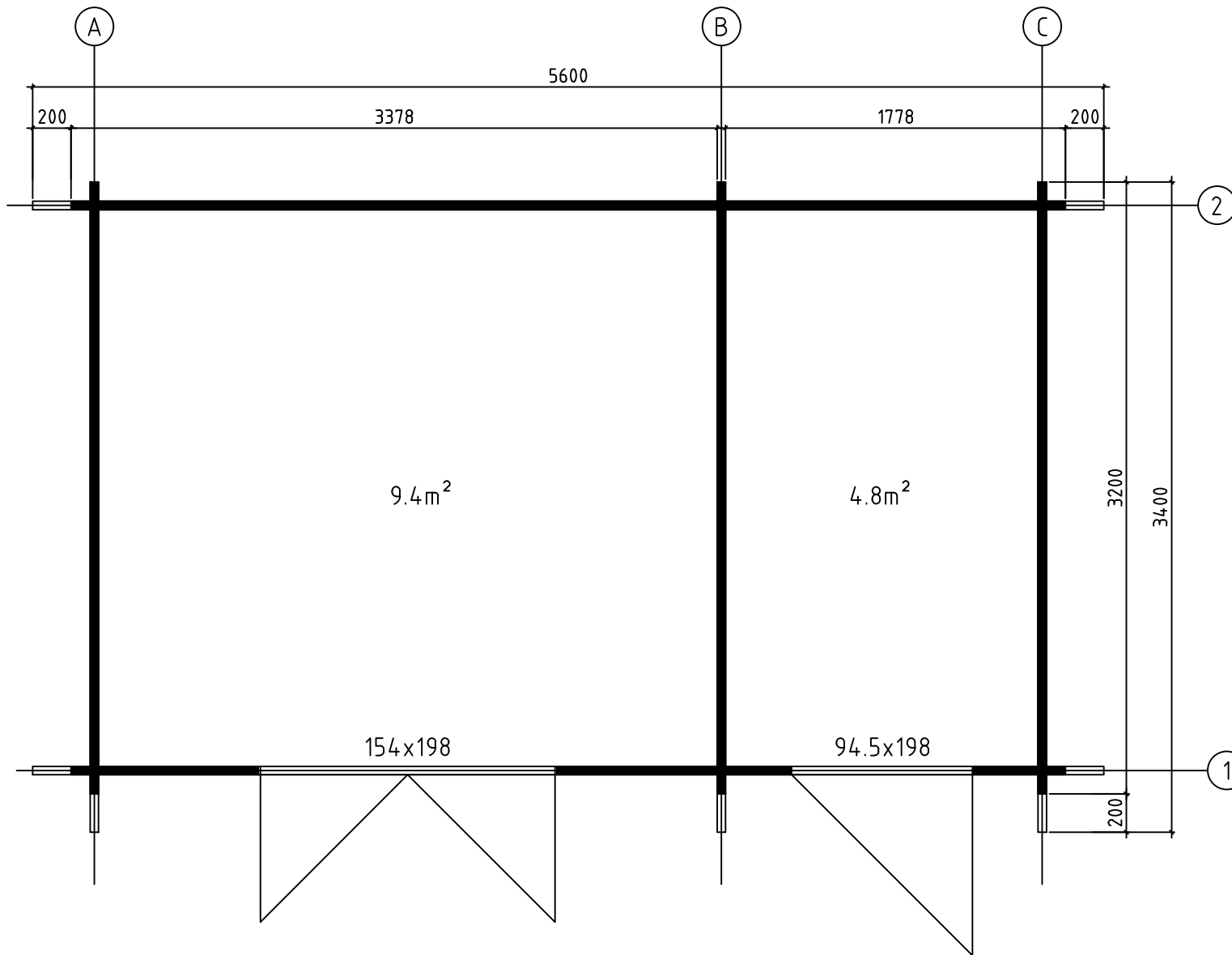
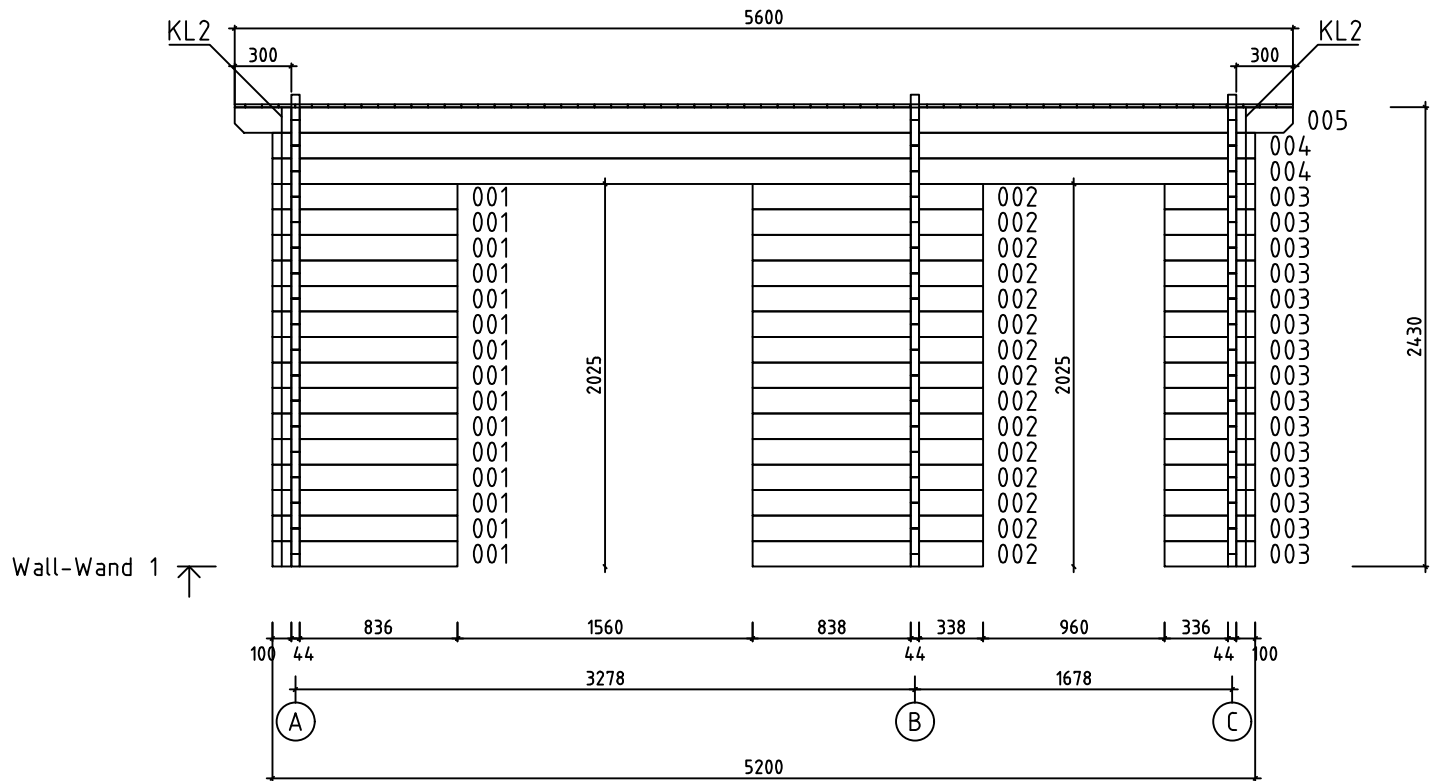


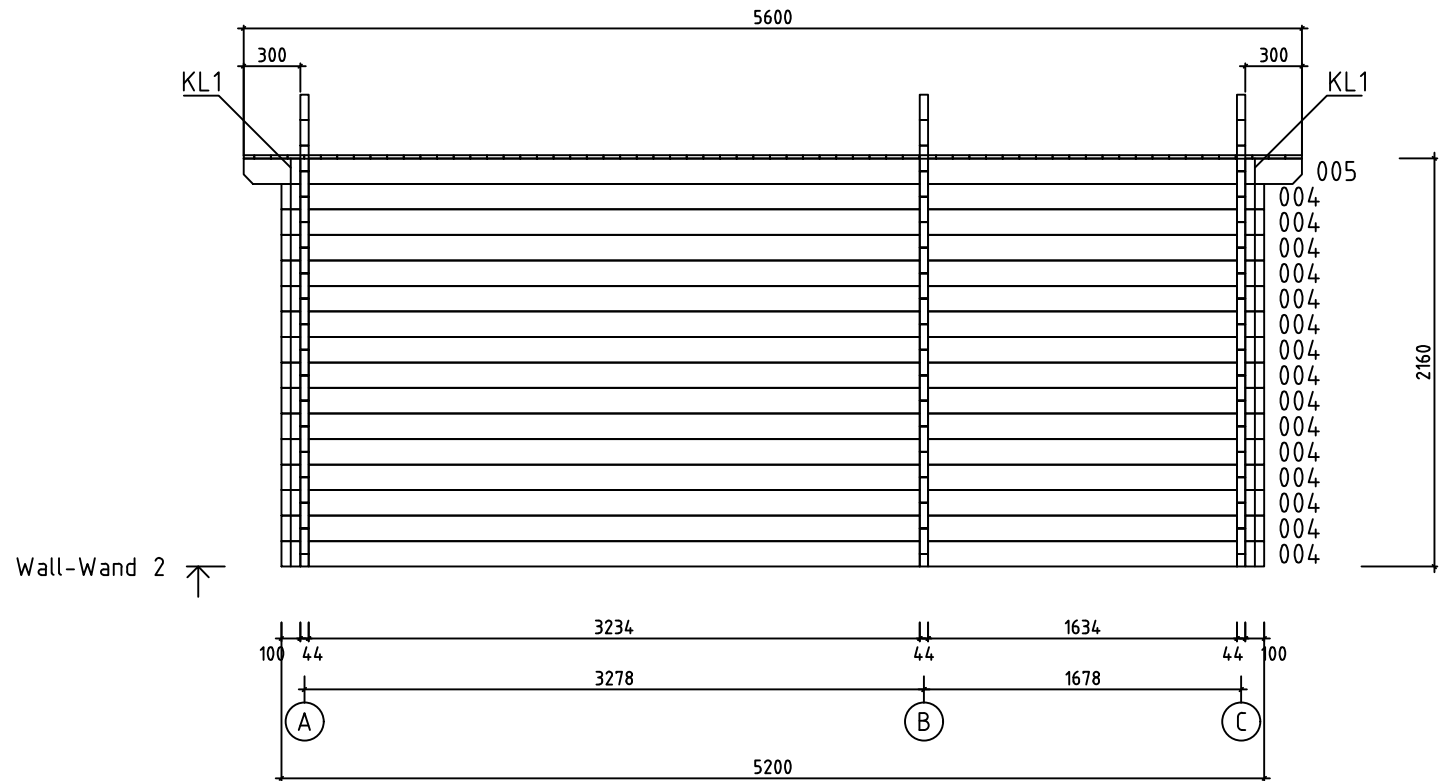
HansaDoubleShed44C



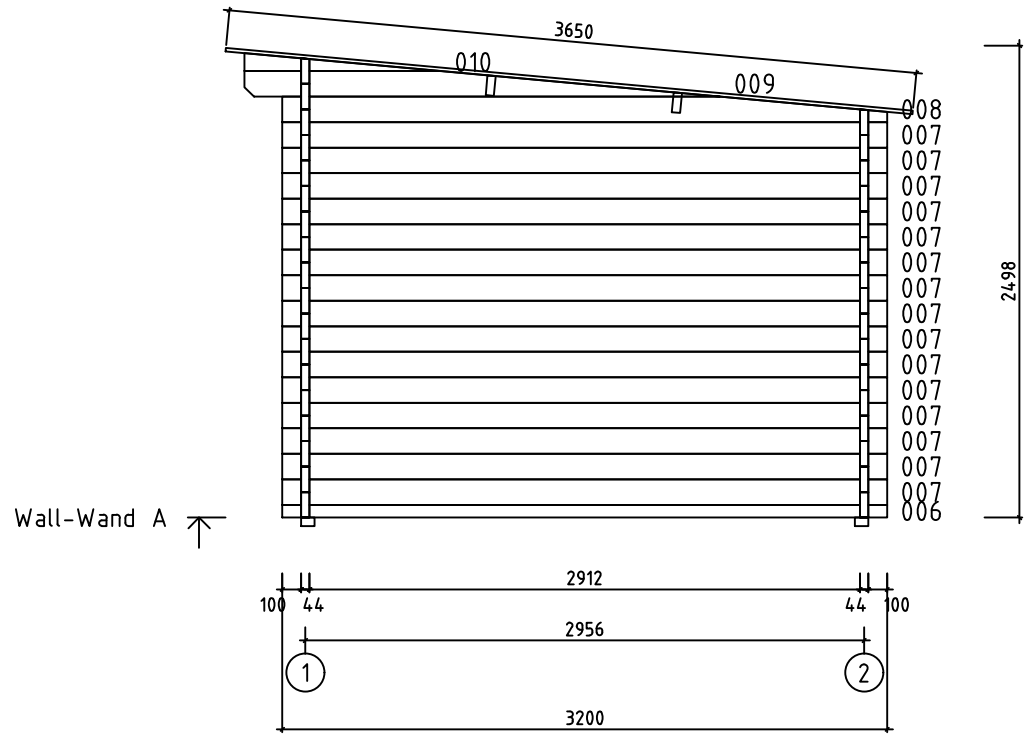
Model	HansaDoubleShed44C	Page	FOUNDATION
Client		Scale	1:50
Material	4.4x13.5	Date	26.07.2017
Company		File	HansaDoubleShed44C.



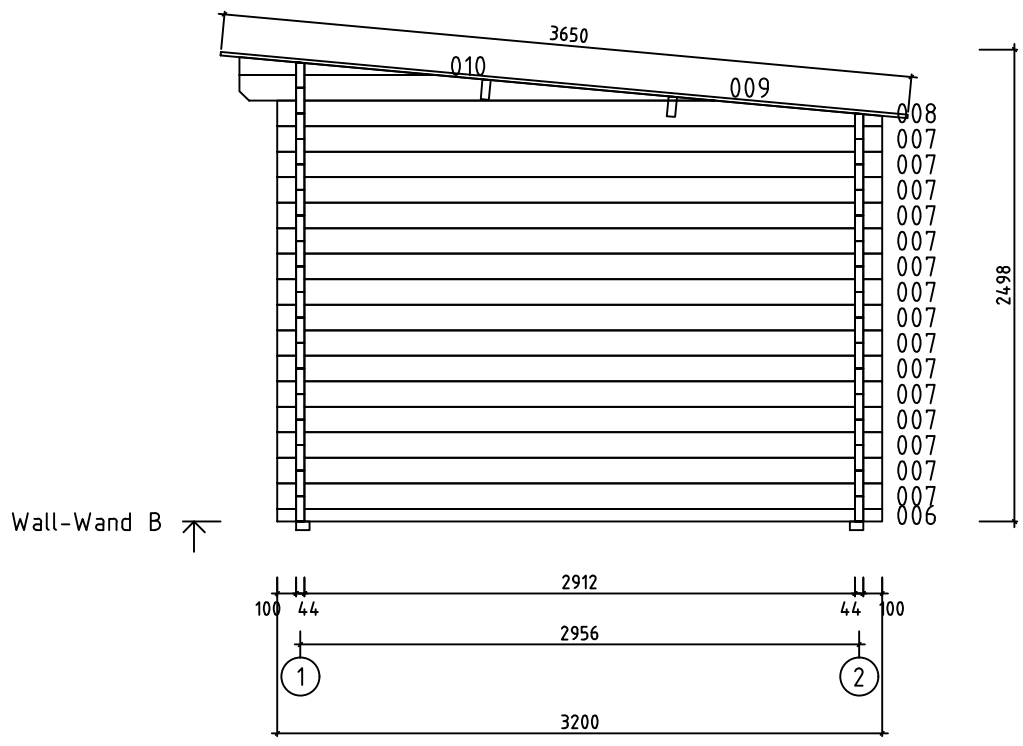
Model	HansaDoubleShed44C	Page	5
Client		Scale	1:50
Material	4.4x13.5	Date	26.07.2017
Company	File HansaDoubleShed44C.		



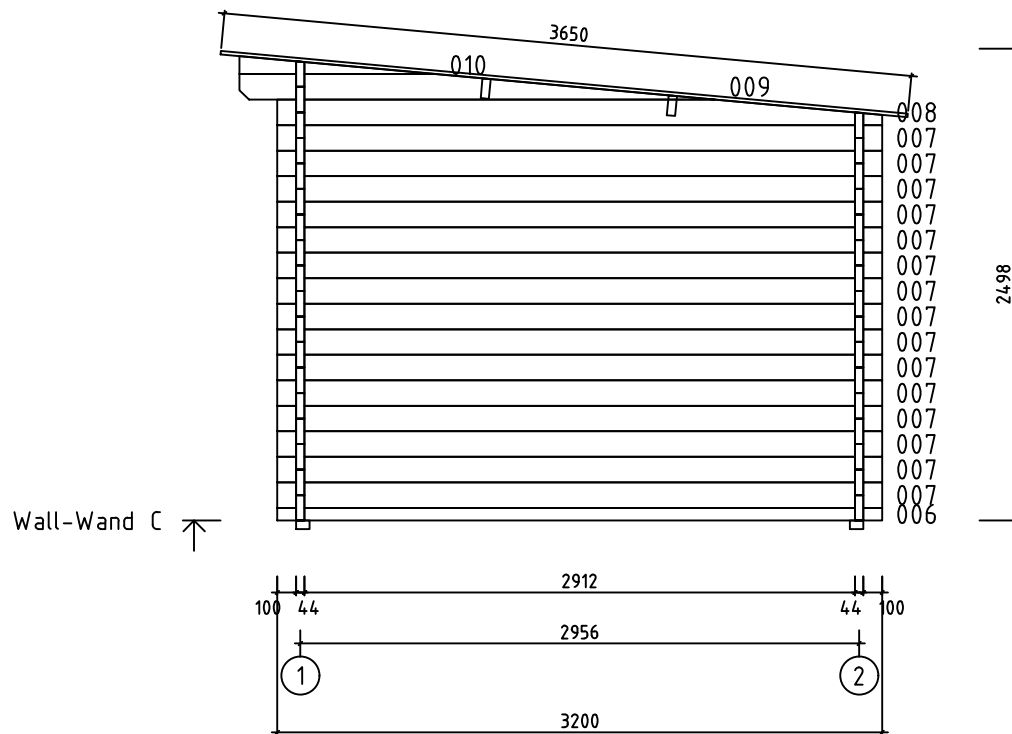
Model	HansaDoubleShed44C	Page	6
Client		Scale	1:50
Material	4.4x13.5	Date	26.07.2017
Company		File	HansaDoubleShed44C.



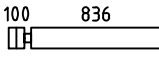




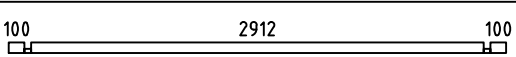
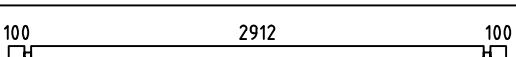
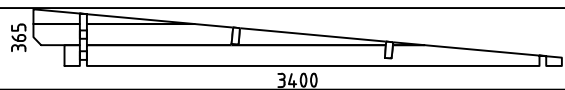
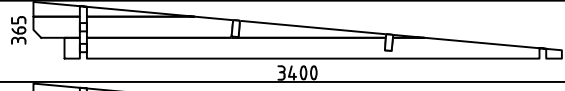
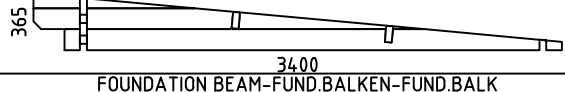




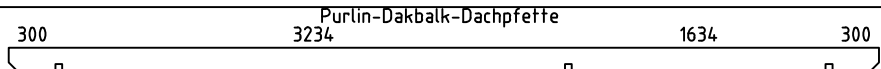
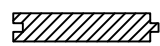






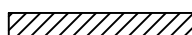


Model	HansaDoubleShed44C	Page	2
Client		Scale	1:50
Material	4.4x13.5	Date	26.07.2017
Company		File	HansaDoubleShed44C.





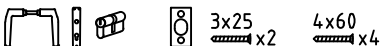


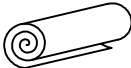


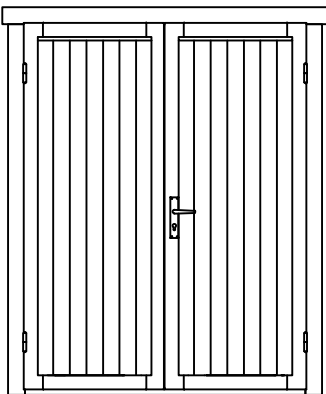
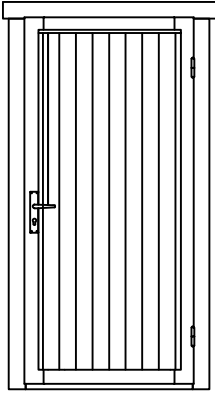
Model	HansaDoubleShed44C	Page	3
Client		Scale	1:50
Material	4.4x13.5	Date	26.07.2017
Company		File	HansaDoubleShed44C.

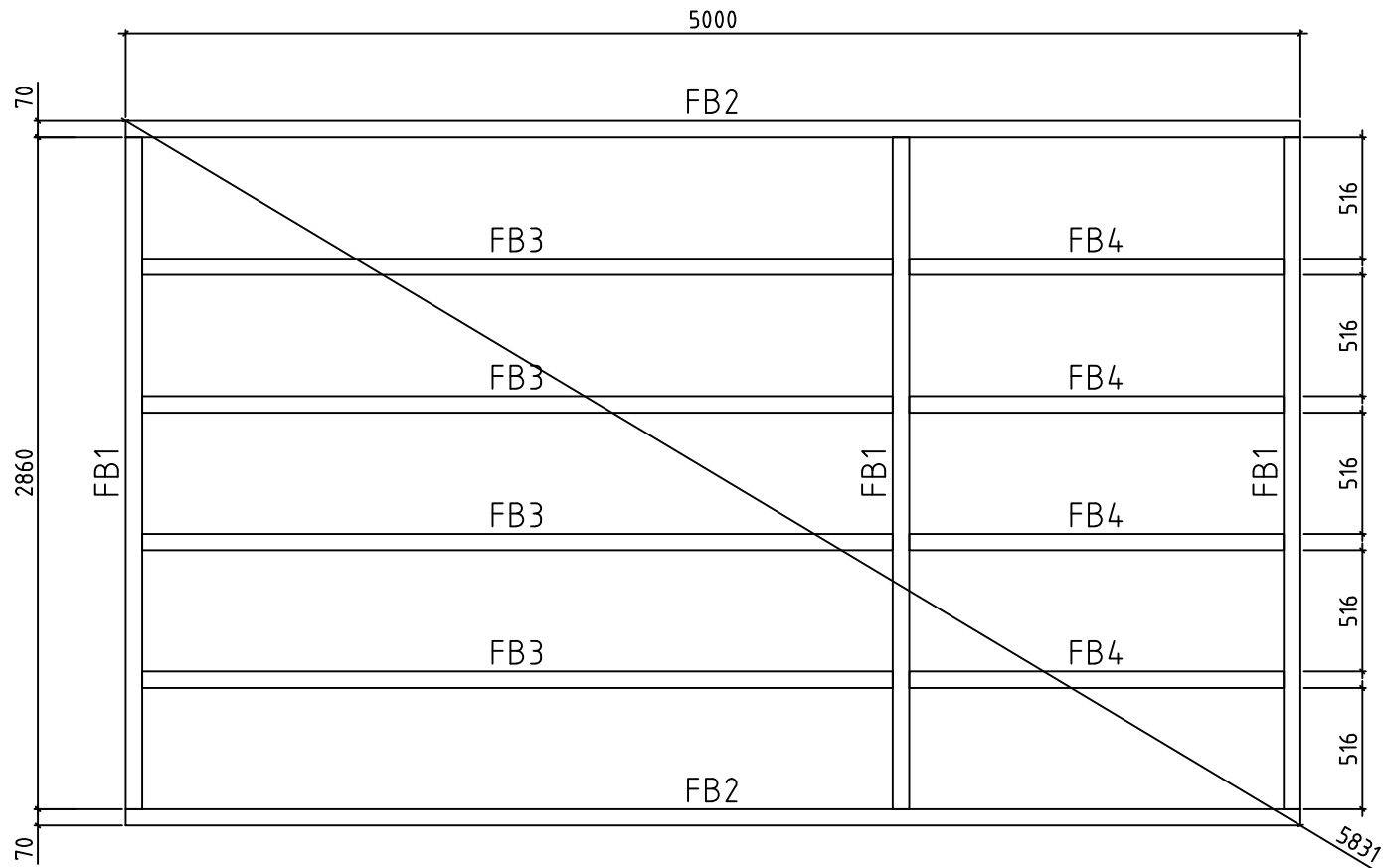


Model	HansaDoubleShed44C	Page	4
Client		Scale	1:50
Material	4.4x13.5	Date	26.07.2017
Company		File	HansaDoubleShed44C.

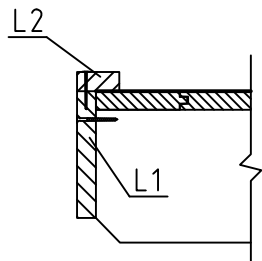
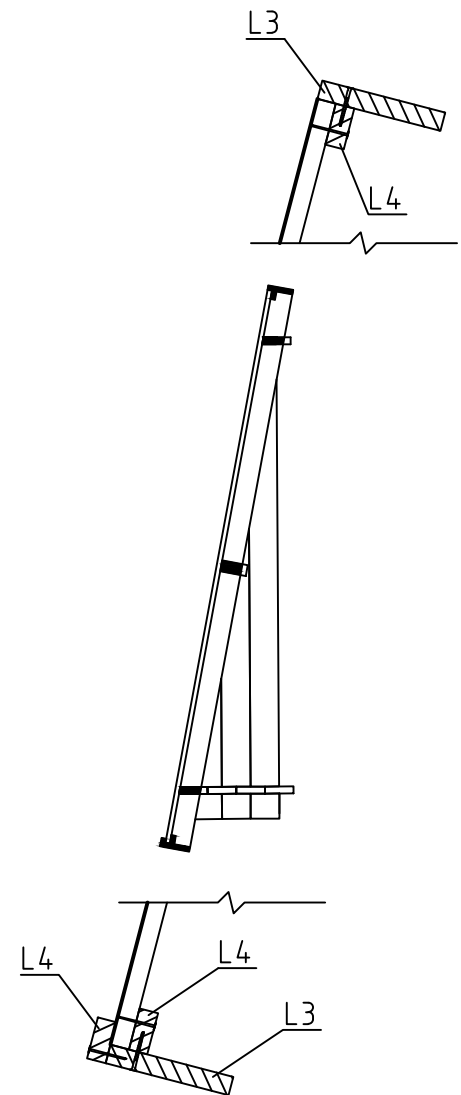
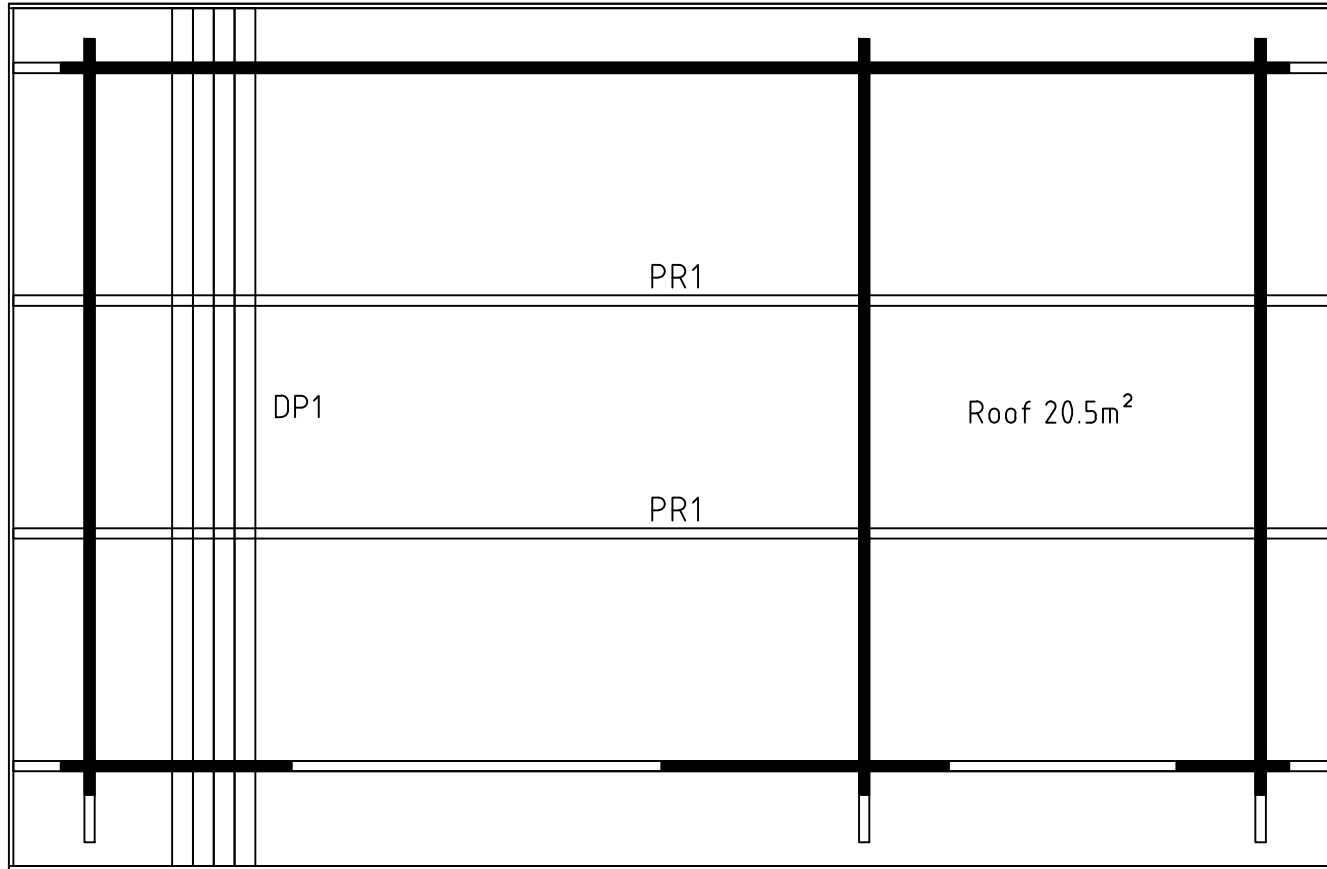
Pos	Specification-Spezifikation-Specificatie	St.	Profile (mm)	Length (mm)
001		15	44x135	980
002		15	44x135	1220
003		15	44x135	480
004		17	44x135	5200
005		2	44x135	5600
006		3	44x68	3200
007		45	44x135	3200
WA-1		1		
WB-1		1		
WC-1		1		
FB2	FOUNDATION BEAM-FUND.BALKEN-FUND.BALK 	2	70x45	5000
FB3	FOUNDATION BEAM-FUND.BALKEN-FUND.BALK 	4	70x45	3195
FB1	FOUNDATION BEAM-FUND.BALKEN-FUND.BALK 	3	70x45	2860
FB4	FOUNDATION BEAM-FUND.BALKEN-FUND.BALK 	4	70x45	1595
PR1	Purlin-Dakbalk-Dachpfette 	2	44x14.4	5600
	Floor board-Fussbodenbrett-Vloerplank 	56	88x18	2902
DP1	Roof board-Dachbrett-Dakplank 	64	88x18	3650
	Base Board-Fussbleiste-Plinten 	2	18x40	1634
	Base Board-Fussbleiste-Plinten 	4	18x40	2912
	Base Board-Fussbleiste-Plinten 	2	18x40	3234
L1	Eave Board-Traufenblende-Afdekplank 	2	18x120	3690
L2	Eave Slat-Traufenleiste-Afdeklijst 	2	40x18	3650
L3	Facia Board-Giebelblende-Gevelplank 	4	18x120	2818
L4	Facia Slat-Giebelleiste-Gevellijst 	6	40x18	2800
KL1	Threaded rod Set-Gewindestange Satz-Draadstang Set 2 	2		2200
Kood	Materjal	File	HansaDoubleShed44C.dwg	Leht 1/2



Pos	Specification-Spezifikation-Specificatie	St.	Profile (mm)	Length (mm)
KL2	Threaded rod Set-Gewindestange Satz-Draadstang Set 2 	2		2450
	Door Set-Tür Satz-Deur Set 	1		
	Double Door Set-Doppeltür Satz-Dubbele Deur Set 	1		
	Nail-Nagel-Spijker 	650		
	Roofing Felt Nail-Dachpappe Nagel-Dakleer Spijker 	350		
	Roofing Felt-Dachpappe-Dakleer 	2		20.5m <sup>2</sup>
	Screw-Schraube-Schroef 4x50 	40		
	Screw-Schraube-Schroef 6x120 	25		
DDL 1 54x198	DOOR 1540x1980 	1		
SDL 94.5 x198 R	DOOR 945x1980 	1		
Kood	Materjal	File	HansaDoubleShed44C.dwg	Leht 2/2



Model	HansaDoubleShed44C	Page	FOUNDATION
Client		Scale	1:50
Material	4.4x13.5	Date	26.07.2017
Company		File	HansaDoubleShed44C.



Model	HansaDoubleShed44C	Page	ROOF
Client		Scale	1:50
Material	4.4x13.5	Date	26.07.2017
Company	File HansaDoubleShed44C.		