






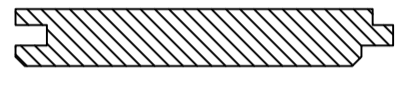
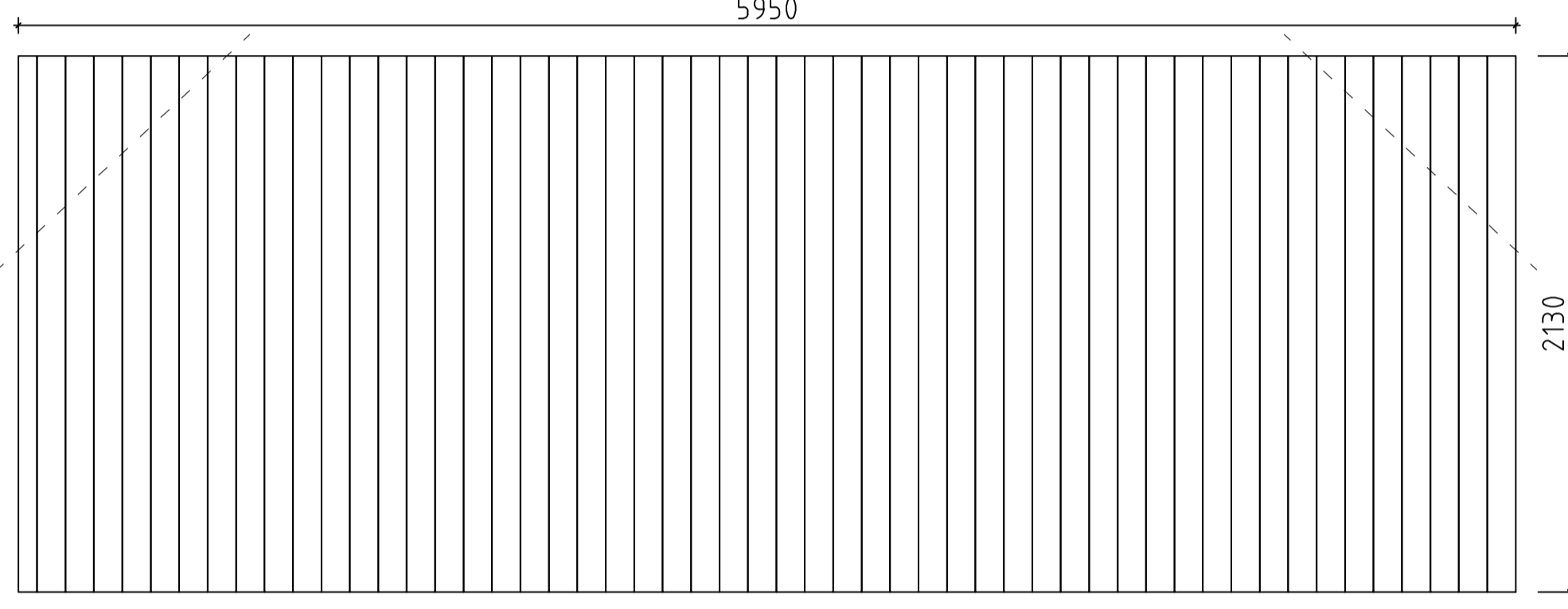
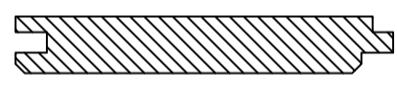
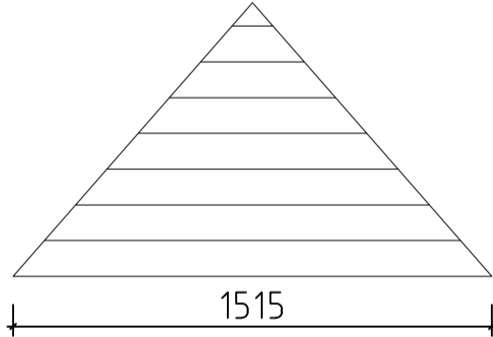
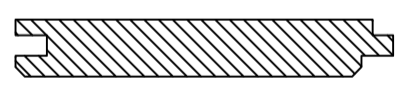
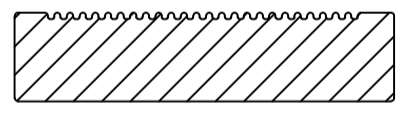
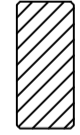
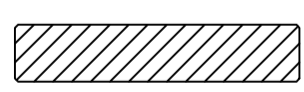
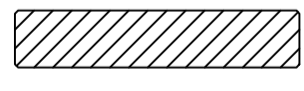
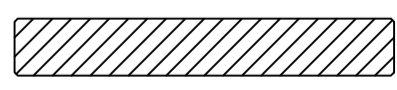
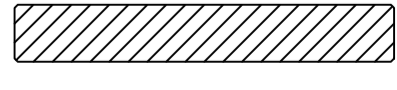
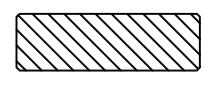

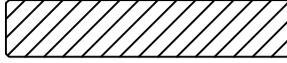

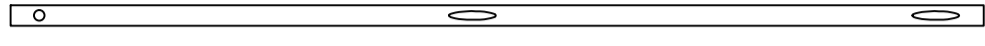
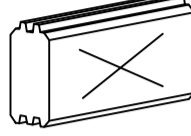
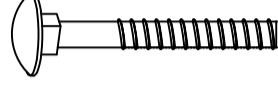
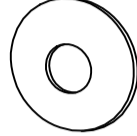
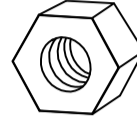


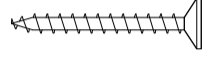
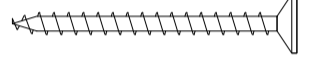
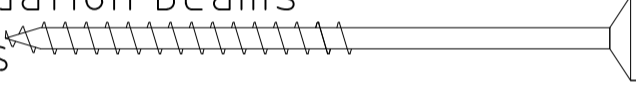
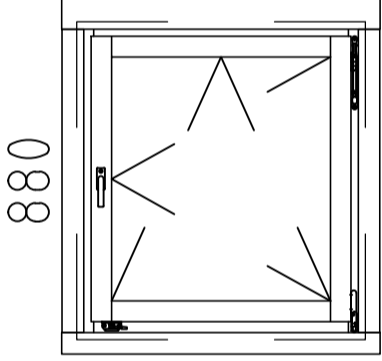

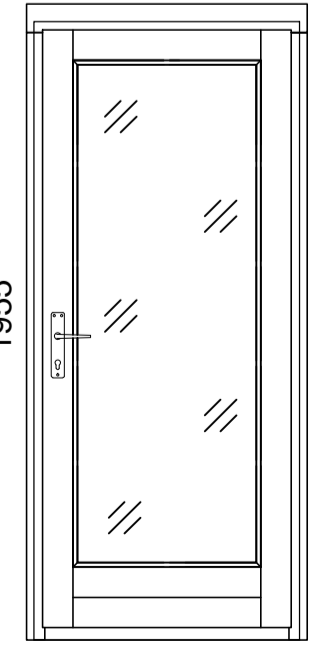


Pos	Teieliste/Specification Carol B 350x300+SD/40	Stck Pcs.	Profil Profile (mm)	Länge Length (mm)
001		1	40x114	5950
002		1	40x114	5950
003		1	40x114	5750
004		1	40x114	5750
005		1	40x114	5750
006		1	40x114	5750
007		3	40x114	3500
008		37	40x114	3500
009		3	40x57	3500
010		1	40x114	3500
011		15	40x114	3400
012		3	40x114	2927
013		3	40x114	2342
014		2	40x114	1756
015		1	40x114	1756
016		9	40x114	1660
017		1	40x114	1660
018		1	40x114	1171
019		15	40x114	660
020		15	40x114	640
021		32	40x114	540
022		24	40x114	490
023		17	40x114	440
024		32	40x114	422
025		7	40x114	360

Pos	Teileliste/Specification Carol B 350x300+SD/40		Stck Pcs.	Profil Profile (mm)	Länge Length (mm)
026			2	40x105	271
FH2	FUNDAMENTHOLZ (imprägniert) - FOUNDATION BEAM (impregnated) 		2	65x44	5550
FH1	FUNDAMENTHOLZ (imprägniert) - FOUNDATION BEAM (impregnated) 		12	65x44	3170
DB1	DACHBALKE - ROOF BEAM 		2	44x145	5950
DB2	DACHBALKE - ROOF BEAM 		1	44x145	4416
DB3	DACHBALKE - ROOF BEAM 		2+2	44x94	1204
DB4	DACHBALKE - ROOF BEAM 		4	44x85	922
	DACHBRETTER - ROOF BOARDS  ✓ 		106+2	113x18	2130
	DACHBRETTER - ROOF BOARDS  		2	113x18	
	FUSSBODENBRETTER - FLOOR BOARDS 		29+1	113x18	2715
	TERRASSENBRETTER (imprägniert) - TERRACE BOARDS (impregnated) 		27+1	120x28	2705
	FUSSBODENLEISTE - FLOOR STRIPS  ✓			18x40	12,0 lfm/rm
G2-1	GIEBELBRETTER - GABLE BOARDS 90X18  21,3° ✓		4	90x18	1380
G2-2	GIEBELBRETTER - GABLE BOARDS 90X18  ✓		2	90x18	1585
G1-1	GIEBELBRETTER - GABLE BOARDS 120X18  21,3° ✓		8	120x18	1380
G1-2	GIEBELBRETTER - GABLE BOARDS 120X18  ✓		4	120x18	1585
G5-1	GIEBELDECKLEISTE - GABLE COVER STRIPS 58X18  ✓		4	58x18	1380
G5-2	GIEBELDECKLEISTE - GABLE COVER STRIPS 58X18  ✓		2	58x18	1585
Kood	Carol B 350x300+SD/40	Materjal	File	Carol B 350x300+SD-40.dwg	Leht 2/4

Pos	Teileliste/Specification Carol B 350x300+SD/40		Stck Pcs.	Profil Profile (mm)	Länge Length (mm)
T2-1	TRAUFENBRETTER - EAVES BOARDS 90X18		2	90x18	5950
T4-1	TRAUFENLEISTE - EAVES STRIPS 40x18	 ✓		40x18	12,0 lfm/rm
SM-1	Sturmleisten - Storm reinforcement		4	40x18	2050
SH	SCHLAGHÖLZER - MOUNTING PIECES		3		
SMS	Schlossschrauben M8x70 Mutter U-Scheibe - Bolts M8x70 Nuts Washer	  	12		
NG1	NÄGEL - NAILS 2.5x50	Dachbretter - Roof boards Fussbodenbretter - Floor boards		1040	
NG2	NÄGEL - NAILS 2.5x60	Terrassenbretter - Terrace boards		324	
SR01	SCHRAUBEN - SCREWS 3.0x30	Fussbodenleisten - Floor strips Traufenleisten - Eaves strips		37	
SR03	SCHRAUBEN - SCREWS 3.5x45	Giebelbretter - Gable boards Giebeldeckleiste - Gable cover strips Traufenbretter - Eaves boards		109	
SR11	SCHRAUBEN - SCREWS 5.0x100	Fundamenthölzer - Foundation beams Dachbalken - Roof beams		88	
	FENSTER/WINDOW 800x880 800  880 A42-2		1	A42-2 ohne Sprossen	
	FENSTER/WINDOW 515x1784 515  1784 A42-10F		5	A42-10F ohne Sprossen	
	TÜR/DOOR 840x1955 840  1955 U2-GH DIN rechts		1	U2-GH ohne Sprossen	
	✓ - Bitte selber anpassen (falls nötig)! / Cut into length on site (if needed)!				
Kood	Carol B 350x300+SD/40	Materjal	File	Carol B 350x300+SD-40.dwg	Leht 3/4